

TALEGA GALLERY COMMUNITY ASSOCIATION
Landscape Committee
Talega Gallery Plant Palette
Table of Contents
July 1, 2025

SECTION	PAGE
Title Page	1
<i>Immediate Zone Palette</i>	2
<i>Recommended for the first five feet measured from the structure</i>	
Agapanthus 'Baby Pete' - Dwarf	3
Aloe rudikoppe - Little Gem Aloe	4
Anigozanthos - Kangaroo Paw	5
Calylophus berlandieri - Berlandier's Sundrops	6
Camissonia cheiranthifolia - Beach Evening Primrose	7
Clivia miniata - Natal Lily	8
Crassula multicava 'Ruby Red' - Red Jade Carpet	9
Crassula Ripple Jade	10
Dymondia margaretae - Dymondia, Rock Ditty	11
Echeveria - Multiple varieties	12
Fragaria chiloensis "California" - Ornamental strawberry	13
Gazania krebsiana - Kreb's African Daisy	14
Gazania rigens	15
Hemerocallis Hybrid - Bahia Hybrid Daylily	16
Ivy Geranium - Pelargonium Peltatum	17
Kalanchoe flammea - Kalanchoe of Somalia	18
Liriope - Lily Turf	19
Scaevola aemula - Fan Flower	20
Senecio - Multiple varieties	21
Senecio Serpens - 'Punk Pickel'	22
Tradescantia pallida 'Purpurea' - Purple Heart, Purple Queen	23
Tulbaghia violacea - Society Garlic - Purpleicious®	24
Vinca minor - Dwarf Vinca or Periwinkle	25
<i>Talega Gallery – Plant Palette</i>	26
Grasses	27
Carex divulsa - Grassland Sedge	27
Lomandra confertifolia 'Shorty' - Shorty Mat Rush	28
Lomandra hystrix 'Lucky Stripe' - Lucky Stripe Lomandra	29
Lomandra longifolia 'Breeze' - Dwarf Mat Rush	30
Ground Cover	31
Calylophus berlandieri - Berlandier's Sundrops	31
Crassula multicava 'Ruby Red' - Red Jade Carpet	32
Crassula Ripple Jade	33
Dymondia margaretae - Dymondia, Rock Ditty	34
Gazania krebsiana - Kreb's African Daisy	35
Gazania rigens	36
Ivy Geranium - Pelargonium Peltatum	37
Rosmarinus 'Huntington Carpet' - Huntington Carpet Rosemary	38

SECTION	PAGE
Tradescantia pallida 'Purpurea' - Purple Heart, Purple Queen	39
Vinca minor - Dwarf Vinca or Periwinkle	40
Perennials	41
Agapanthus 'Baby Pete' - Baby Pete Dwarf Lily of the Nile	41
Anigozanthos - Kangaroo Paw	42
Camissonia cheiranthifolia - Beach Evening Primrose	43
Clivia miniata - Natal Lily	44
Cuphea ignea 'Matchless' - Mexican cigar plant	45
Dianella 'Clarity Blue' - Clarity Blue™ Dianella	46
Dianella tasmanica 'Silver Streak' - Silver Streak Flax Lily	47
Gaura lindheimeri 'Pink Lady' - Pink Lady Gaura	48
Liriope - Lily Turf	49
Tagetes lemmonii - Mexican Marigold	50
Tulbaghia violacea - Society Garlic - Purpleicious®	51
Shrubs	52
Abelia floribunda - Mexican Abelia	52
Abelia x grandiflora 'Kaleidescope' - Kaleidescope Pink Abelia	53
Arbutus compacta 'Calistoga' - Calistoga Dwarf Strawberry Tree	54
Aucuba japonica 'Mr. Goldstrike' - Mr. Goldstrike Aucuba	55
Bougainvillea – Dwarf Helen Johnson variety	56
Buddleia Pink Cascade - Pink Cascade Butterfly Bush	57
Calliandra inequilatera – Pink Powder Puff	58
Callistemon x viminalis 'Little John' - Bottlebrush Little John	59
Camellia Japonica	60
Camellia Sasanquas	61
Carissa macrocarpa - Green Carpet - Green Carpet Natal Plum	62
Carissa macrocarpa 'Tuttle' - Tuttle Dwarf Natal Plum	63
Coprosma repens 'Marble Queen' multiple varieties - Dwarf Variegated Mirror Plant	64
Coprosma repens 'Pacific Sunset' - Pacific Sunset Mirror Plant	65
Coprosma repens 'Taupata Gold' - Gold Splash Mirror Plant	66
Cordyline 'Festival Raspberry' - Festival Raspberry Cordyline	67
Euonymus japonica - Green Spire Euonymus	68
Euryops - Shrub Daisy	69
Fragaria chiloensis "California" - Ornamental strawberry	70
Lantana camara 'Bandana Lemon Zest' - Bandana Lemon Zest Lantana	71
Lantana camara 'Firestorm' - Firestorm Lantana	72
Lantana 'Little Lucky Red' trailing - Little Lucky Red Lantana	73
Lantana 'Lucky White' trailing - Lucky White Lantana	74
Leucadendron 'Safari Sunset' - Safari Conebush	75
Leucophyllum candidum - Violet Silverleaf	76
Loropetalum chinense 'Purple Diamond' - Purple Diamond Fringe Flower	77
Loropetalum chinense 'Monraz' - Razzleberri® Fringe Flower	78
Mahonia 'Soft Caress'	79
Nandina domestica 'Compacta' multiple colors - Heavenly Bamboo, Compact Nandina	80
Nandina domestica 'Sienna Sunrise' - Sienna Sunrise Heavenly Bamboo	81
Olea europaea 'Montra' - Little Olive	82
Phormium 'Amazing Red' - Amazing Red N.Z. Flax	83
Phormium cookianum 'Flamingo' - Mountain Flax, New Zealand Flax	84
Phormium 'Rainbow Sunrise' - Rainbow Sunrise Flax	85
Phormium 'Yellow Wave' - Yellow Wave Flax	86
Pittosporum tenuifolium 'Golf Ball' - Golf Ball Kohuhu	87

SECTION	PAGE
Pittosporum tobira 'Creme de Mint' - Creme de Mint Dwarf Mock Orange	88
Pittosporum tobira 'Variegata' - Variegated Tobira	89
Pittosporum tobira 'Wheeler's Dwarf' - Wheeler's Dwarf Pittosporum	90
Rhaphiolepis indica 'Clara' - White Indian Hawthorn	91
Rhaphiolepis indica 'Pink Lady' - Pink Lady Rhaph or Indian Hawthorn	92
Rhaphiolepis 'Majestic Beauty' - Majestic Beauty Indian Hawthorne	93
Salvia - Sage – multiple varieties	94
Strelitzia reginae - Dwarf Bird of Paradise	95
Trachelospermum - Star Jasmine	96
Westringia 'Blue Gem'	97
Westringia fruticosa 'Low Horizon' - Low Horizon Mundi Rosemary	98
Westringia fruticosa 'Morning Light' - Morning Light Coast Rosemary	99
Westringia fruticosa 'Mundi' - Mundi Rosemary	100
Xylosma congestum compacta - Shiny Xylosma	101
Succulents	102
Agave - Blue Glow Multiple varieties	102
Aloe rudikoppe - Little Gem Aloe	103
Crassula multicava 'Ruby Red' - Red Jade Carpet	104
Crassula ovata 'Variegata' - Tricolor Plant	105
Crassula Ripple Jade	106
Echeveria - Multiple varieties	107
Hesparaloe - Red Yucca	108
Kalanchoe bracteata - Silver Teaspoons	109
Kalanchoe flammea - Kalanchoe of Somalia	110
Kalanchoe pumila - Pumila Kalanchoe	111
Senecio - Multiple varieties	112
Senecio Serpens - 'Punk Pickel'	113

Document Information:

- **Document Title:** Talega Gallery Plant Palette
- **Total Pages:** 113
- **Total Plant Count:** 97 distinct plants
- **Plant Information Source:** Plantmaster.com

Talega Gallery

Plant Palette
June 2025

Immediate Zone Palette

Recommended for the first five feet measured from the structure

The plants in the Immediate Zone are also included the overall plant palette below

Agapanthus 'Baby Pete' - Dwarf

Baby Pete Dwarf Lily of the Nile



PLANT TYPE

Perennial

HEIGHT

1-1.5 ft.

WIDTH

1.5-2 ft.

SUN

Full, Half

WATER

Low, Extra in Summer

SOIL

Sandy, Clay, Loam

DESCRIPTION

'Baby Pete' is one of Australia's superior dwarf forms of Agapanthus. Famed for its compact nature and hardy performance, 'Baby Pete' is the perfect choice for low borders and edging. Throughout the warmer months, it puts on a bright show of bold blue flowers. If you are looking for the ideal low growing plant to row down the side of a path or driveway, then this is it!

LEAF SEASON

Evergreen

LEAF COLOR

Green

FLOWER COLOR

Blue

FLOWER SEASON

Spring, Summer

FRUIT SEASON

n/a

FRUIT TYPE

n/a

HABIT

Mound, Upright

DESIGN STYLES

English Cottage, Meadow, Mediterranean, Seascapes, Tropical, Woodland

LOCATION USES

Entry, Perennial Border, Foundation, Patio, Park, Raised Planter, Swimming Pool, Walkways, With Rocks

ATTRACTS WILDLIFE

Butterflies

Aloe rudikoppe

Little Gem Aloe – all Aloe varieties that naturally grow 2ft and under



PLANT TYPE

Succulent

HEIGHT

1-2 ft.

WIDTH

2-3 ft.

SUN

Full

WATER

Very Low

SOIL

Sandy, Clay, Loam, Rocky, Unparticular

LEAF SEASON

LEAF COLOR

Grey Green

FLOWER COLOR

Orange

FLOWER SEASON

Winter, Spring

FRUIT SEASON

n/a

FRUIT TYPE

n/a

DESIGN STYLES

Mediterranean, Seascape, Spanish, Tropical

LOCATION USES

Entry, Shrub Border, Foundation, Patio, Raised Planter, Walkways, With Rocks

ATTRACTS WILDLIFE

n/a

DESCRIPTION

Perhaps the single most important introduction to "landscaping with succulents" in this decade! With red orange flowers like a compact Kniphofia, and beautiful, low growing, lush green triangular leaves, it thrives in full sun, or complete north exposure shade. It tolerates water conditions from substantial regular garden watering to very dry conditions. Unlike most Aloe species that just bloom for a very short time, usually between late winter and early spring, 'Little Gem' blooms ALL YEAR ROUND on the California coastal plain. Arizona and low desert locations will see this species stop blooming during the hottest summer months.

Anigozanthos / Kangaroo Paw



Photography by Green Fuse Botanicals

DESCRIPTION*

Joe Joe™ Red Kangaroo Paw will grow to be about 15 inches tall at maturity extending to 20 inches tall with the flowers, with a spread of 15 inches. When grown in masses or used as a bedding plant, individual plants should be spaced approximately 12 inches apart. It grows at a medium rate, and under ideal conditions can be expected to live for approximately 5 years.

**Description by Green Thumb Nurseries*

General



TYPE

Perennial



SEASON

Evergreen



HEIGHT

1.5-2 ft.



WIDTH

1.5 ft.

Flower / Leaf



FLOWER COLOR

Red



FLOWER SEASON

Spring, Summer, Fall



LEAF COLOR

Green, Dark Green



LEAF CHARACTER

Strapleaf

Sun / Water / Soil



SUN

Full, Half



WATER

Medium



SOIL TYPE

Sandy, Loam, Rocky



GROWTH RATE

Fast

Calylophus berlandieri | Berlandier's Sundrops



PLANT TYPE

Ground cover

HEIGHT

1 ft.

WIDTH

1.5 ft.

SUN

Full, Half

WATER

Very Low, Medium, Extra in Summer

SOIL

Sandy, Rocky

DESCRIPTION

The showy, yellow flowers of Berlandier's sundrops are 2 in. across with four, broad, crinkled petals. This is a bushy, 4-20 in. plant that sometimes becomes woody near the base. Its leaves are narrow and spiny-toothed. Plant in full sun or half day sun in a well-drained soils with occasional to infrequent irrigation.

LEAF SEASON

Evergreen

LEAF COLOR

Light Green

FLOWER COLOR

Yellow

FLOWER SEASON

Spring, Summer

FRUIT SEASON

n/a

FRUIT TYPE

n/a

HABIT

Mound

DESIGN STYLES

n/a

LOCATION USES

Perennial Border, Parking Strip, Patio, Walkways, With Rocks

ATTRACTS WILDLIFE

n/a

Camissonia cheiranthifolia | Beach Evening Primrose



DESCRIPTION*

The showy, yellow flowers of Berlandier's sundrops are 2 in. across with four, broad, crinkled petals. This is a bushy, 4-20 in. plant that sometimes becomes woody near the base. Its leaves are narrow and spiny-toothed. Plant in full sun or half day sun in a well-drained soils with occasional to infrequent irrigation.

**Description by Watershed Nursery*

General



TYPE

Ground cover, Perennial



SEASON

Evergreen



HEIGHT

0.5-1 ft.



WIDTH

2 ft.

Flower / Leaf



FLOWER COLOR

Yellow



FLOWER SEASON

Spring, Summer



LEAF COLOR

Light Green, Silver



LEAF CHARACTER

Sun / Water / Soil



SUN

Full, Half



WATER

Very Low, Medium, Extra in Summer



SOIL TYPE

Sandy, Rocky



GROWTH RATE

Fast

Clivia miniata / Natal Lily



General



TYPE

Shrub



SEASON



HEIGHT

1.5-2 ft.



WIDTH

2-3 ft.

Flower / Leaf



FLOWER COLOR

Orange



FLOWER SEASON

Winter, Spring



LEAF COLOR

Dark Green



LEAF CHARACTER

Strapleaf

Sun / Water / Soil



SUN

Half, Shade



WATER

Medium



SOIL TYPE

Loam



GROWTH RATE

Moderate, Slow

Photography by [PlantMaster](#)

ADDITIONAL NAMES

Kaffir Lily

DESCRIPTION*

A clumping evergreen bulb, this Kafir Lily produces long, strapped-shaped leaves. Deep orange to red orange, funnel-shaped flowers appear above foliage in late winter and spring. Red berries appear after bloom period. It tolerates deep shade to half sun. The plant requires frost protection. It performs well in containers. Bulbs will spread and do well when crowded.

*Description by [PlantMaster](#)

Crassula multicava 'Ruby Red'| Red Jade Carpet



PLANT TYPE
Ground cover

HEIGHT
1 ft.

WIDTH
2-3 ft.

SUN
Half

WATER
Low

SOIL
Sandy, Loam

DESCRIPTION

Luxurious, low growing succulent, with deep green, fat, round leaves making the perfect forest floor looking groundcover. Full sun coastal, but most importantly, one of the few effective plants for growing in troublesome dry shade, under oak trees, pines, and even eucalyptus. Likes regular garden watering, but can tolerate long periods of complete dryness. A fine mist of "baby's breath" pink flowers appears suspended above the foliage in winter and early spring. Frost tender.



LEAF SEASON
Evergreen

LEAF COLOR
Green, Pink, Variegated

FLOWER COLOR
Pink

FLOWER SEASON
Winter, Spring

FRUIT SEASON
n/a

FRUIT TYPE
n/a



HABIT
Round

DESIGN STYLES
Mediterranean, Ranch, Seascap

LOCATION USES
Entry, Swimming Pool, Walkways, With Rocks

ATTRACTS WILDLIFE
Pollinators, Bees, Butterflies

Crassula Ripple Jade | Ripple Jade



General



TYPE

Succulent



SEASON



HEIGHT

2-3 ft.



WIDTH

2-3 ft.

Flower / Leaf



FLOWER COLOR

n/a



FLOWER SEASON

Spring



LEAF COLOR

Green



LEAF CHARACTER

Sun / Water / Soil



SUN

Full, Half



WATER

Low



SOIL TYPE

Sandy, Loam, Rocky



GROWTH RATE

Slow

DESCRIPTION*

Of course, one of the predominant landscape plant needs is a domesticated, just-the-right-size, medium to low shrub. In the past, Pittosporum, (especially Wheeler's Dwarf) and Raphiolepis filled this need, but they are not sufficiently drought tolerant. As they age, they get woody. In fact, rats love to gnaw on the stems and branches of some of these! Probably one of the number one, new generation shrubs for our thirsty gardens, will be 'Ripple Jade!'™ It is very drought tolerant when established, the perfect size (2'-3' round), takes sun or part shade, develops no woody stems, is easily pruned and shaped, and rats and rabbits don't like them. It is cold hardy down to the low 20's, and the leaves are all twisty and cool! You just want to reach in and scruff them like on a kid's head. Full Name: *Crassula arborescens undulatifolia* 'Ripple Jade'™ -Water Wise Botanicals

*Description by Water Wise Botanicals

Dymondia margaretae | Dymondia, Rock Ditty



PLANT TYPE
Ground cover

HEIGHT
0.2 ft.

WIDTH
1-3 ft.

SUN
Full

WATER
Low

SOIL
Sandy, Clay, Loam, Rocky, Unparticular

DESCRIPTION

This foliage is gray/green/silvery; it is a very dense, mat forming groundcover. It tolerates drought, cold, salt spray and poor soils. It's deep rooted and produces small, inconspicuous yellow flowers. Rock Ditty is great for use in between stepping stones or pavers.

LEAF SEASON
Evergreen

LEAF COLOR
Grey Green

FLOWER COLOR
Yellow

FLOWER SEASON
Summer

FRUIT SEASON
n/a

FRUIT TYPE
n/a


HABIT
Prostrate

DESIGN STYLES
n/a

LOCATION USES
Walkways, With Rocks

ATTRACTS WILDLIFE
n/a

Echeveria | Multiple varieties



TYPE

Succulent



HEIGHT

0.5 ft.



SEASON

Evergreen



WIDTH

0.25 ft.

Flower / Leaf



FLOWER COLOR

Pink, Yellow



FLOWER SEASON

Summer



LEAF COLOR

Pink, Variegated



LEAF CHARACTER

Fleshy

Sun / Water / Soil



SUN

Full, Half



WATER

Low



SOIL TYPE

Sandy, Loam, Rocky



GROWTH RATE

Slow

Fragaria chiloensis "California" | Ornamental strawberry



Photography by [PlantMaster](#), Arleen Ferrara

ADDITIONAL NAMES

Beach Strawberry, Sand

DESCRIPTION*

This perennial, used as a ground cover, grows 1' high and 3' wide. It has tooth-edged, reddish green, evergreen leaves. Tiny white flowers with yellow centers appear in spring through early fall, followed by edible red fruit. This perennial can be used as a lawn replacement, in coastal areas as it tolerates sand and hot inland areas as long as it has afternoon shade. It needs regular watering. Birds love this plant.

*Description by PlantMaster

General



TYPE

Ground cover, Perennial



SEASON

Evergreen



HEIGHT

1 ft.



WIDTH

3 ft.

Flower / Leaf



FLOWER COLOR

White



FLOWER SEASON

Spring, Summer, Fall



LEAF COLOR

Green



LEAF CHARACTER

Lobed, Glossy

Sun / Water / Soil



SUN

Full, Half



WATER

Medium, Extra in Summer



SOIL TYPE

Sandy, Clay, Loam, Rocky



GROWTH RATE

Moderate

Gazania krebsiana | Kreb's African Daisy



PLANT TYPE
Ground cover

HEIGHT
1 ft.

WIDTH
1 ft.

SUN
Full, Half

WATER
Low, Extra in Summer

SOIL
Sandy, Loam, Rocky

DESCRIPTION

Gazania krebsiana is an extremely showy plant when in flower, largely due to its warm and bright flower colour, its flower size, and its extended flowering period. The plants are semi-decumbent (prostrate to ascending), perennial and herbaceous, and reach a height of approximately 150 mm. They are therefore aptly referred to as tufted groundcovers, and many individuals together may give a rather mat-like appearance, a sight that is very beautiful when in bloom. Individually they form rounded tufts on the ground of about 200 mm across with very distinctive foliage. The root system of *G. krebsiana* is fairly weak and consists of a series of adventitious roots. There is no definite main or taproot meaning the adventitious roots are quite shallow, only about 250 mm deep. This is one of the reasons why these plants react so well to rain and are therefore regarded as excellent pioneer plants.

LEAF SEASON
Evergreen

LEAF COLOR
Green, Grey Green

FLOWER COLOR
Orange, Yellow, White, Multi-Colored

FLOWER SEASON
Spring, Summer

FRUIT SEASON
n/a

FRUIT TYPE
n/a

HABIT
Prostrate

DESIGN STYLES
Meadow, Mediterranean, Ranch, Seascapes, Spanish

LOCATION USES
Entry, Lawn, Parking Strip, Patio, Park, Parking Lot, Roadside, Swimming Pool, Walkways, With Rocks

ATTRACTS WILDLIFE
n/a

Gazania rigens



General



TYPE

Ground cover, Perennial



SEASON

Evergreen



HEIGHT

1 ft.



WIDTH

2-3 ft.

Flower / Leaf



FLOWER COLOR

Gold, Orange, Pink, Purple,
Red, Yellow, Violet, White,
Multi-Colored



FLOWER SEASON

Winter, Spring, Summer, Fall,
Intermittent, Constant



LEAF COLOR

Green, Grey Green



LEAF CHARACTER

Sun / Water / Soil



SUN

Full, Half



WATER

Low, Extra in Summer



SOIL TYPE

Sandy, Loam



GROWTH RATE

Fast

DESCRIPTION*

Gazania rigens is native to South Africa. It is a popular African daisy that is similar in appearance to the genus *Arctotis*. *G. rigens* is a parent in many of the gazanias sold in commerce today.

**Description by PlantMaster*

Hemerocallis Hybrid – multiple varieties

Bahia Hybrid Daylily



Photography by Toni Hopman

DESCRIPTION*

This daylily has soft orange flowers with ruffled petal edges. It prefers full sun. Flowers are about 5" in diameter. It looks best in mass plantings, typically blooming in spring, summer and fall. Foliage is semi-evergreen. Hemerocallis do best in full sun, regular watering with well draining, fertile soil. Overall height of plant is 22".

*Description by PlantMaster

General



TYPE

Perennial



SEASON

Semi-evergreen



HEIGHT

2.5 ft.



WIDTH

2 ft.

Flower / Leaf



FLOWER COLOR

Orange



FLOWER SEASON

Spring, Summer, Fall



LEAF COLOR

Green



LEAF CHARACTER

Strapleaf, Grass-like

Sun / Water / Soil



SUN

Full, Half



WATER

Low, Medium, Extra in Summer



SOIL TYPE

Loam



GROWTH RATE

Fast, Moderate

Ivy Geranium | *Pelargonium Peltatum*



PLANT TYPE

Perennial plant

HEIGHT

1-2 ft.

WIDTH

3-5 ft.

SUN

Full to Partial Shade

WATER

Very Low, Low

SOIL

Chalk, Loam, Sandy slightly alkaline

DESCRIPTION

Drought tolerant when established, the plant does well with cool nights and bright days

LEAF SEASON

Evergreen Showy

LEAF COLOR

Dark Green

FLOWER COLOR

Red, White, Multi-Colored

FLOWER SEASON

Spring, Summer, Fall

FRUIT SEASON

n/a

FRUIT TYPE

n/a

HABIT

Trailing / Mounding

DESIGN STYLES

Mediterranean, Ranch, Seascapes, Tropical

LOCATION USES

Background, Foundation, Patio, Raised Planter

Kalanchoe flammea | Kalanchoe of Somalia



ADDITIONAL NAMES

Kalanchoe alternans

DESCRIPTION*

This succulent sub-shrub is lightly branched and grows 12"-16" tall. It has fleshy, gray green, 2.5" long leaves and many-flowered clusters of orange red or yellow flowers in late winter and spring.

**Description by PlantMaster*



TYPE

Succulent



SEASON

Evergreen



HEIGHT

1-1.5 ft.



WIDTH

2 ft.

Flower / Leaf



FLOWER COLOR

Orange



FLOWER SEASON

Winter, Spring, Constant



LEAF COLOR

Green, Dark Green



LEAF CHARACTER

Glossy, Leathery

Sun / Water / Soil



SUN

Half, Shade



WATER

Medium, Extra in Summer



SOIL TYPE

Sandy, Loam



GROWTH RATE

Slow

Liriope / Lily Turf



Photography by PlantMaster

DESCRIPTION*

This attractive perennial is great for shade areas as its variegated foliage brightens up the space. Leaves are long, arching, grass-like, with yellow margins. Leaves may turn dark green eventually. Small lilac flower clusters on thin stalks appear above the foliage in summer. This plant prefers afternoon shade in warm inland valleys and medium watering. It prefers moist, fertile, well draining soil but tolerates some drought, heat and humidity. Will stay evergreen in frost free areas.

**Description by PlantMaster*



TYPE

Perennial



SEASON

Evergreen



HEIGHT

0.75-1.2 ft.



WIDTH

1.2-1.8 ft.

Flower / Leaf



FLOWER COLOR

Lavender



FLOWER SEASON

Summer



LEAF COLOR

Dark Green, White, Variegated



LEAF CHARACTER

Strapleaf, Grass-like

Sun / Water / Soil



SUN

Full, Half



WATER

Medium



SOIL TYPE

Loam



GROWTH RATE

Moderate

Scaevola aemula | Fan Flower



Best used in large areas

DESCRIPTION*

This perennial will grow less than 1' tall but spreading 5' wide. It has small, green, toothed, evergreen leaves. Purple, fan-like flowers with yellow throats cover the plant in spring and summer. This plant does best in full to part sun with well draining, sandy soil. It can be drought tolerant once it's established. It does well in coastal areas. Looks great in hanging baskets or cascading over walls or with rocks.

**Description by PlantMaster*

General



TYPE

Ground cover, Perennial



SEASON

Evergreen



HEIGHT

1 ft.



WIDTH

3-5 ft.

Flower / Leaf



FLOWER COLOR

Blue, Purple, Multi-Colored



FLOWER SEASON

Spring, Summer



LEAF COLOR

Green



LEAF CHARACTER

Simple

Sun / Water / Soil



SUN

Full, Half



WATER

Low



SOIL TYPE

Sandy



GROWTH RATE

Fast

Senecio | Multiple varieties



DESCRIPTION*

Moderately fast-growing evergreen succulent to 12-18" tall x 3-4' wide. This attractive species forms a uniform-looking mound of long, narrow, upright-growing bluish-green foliage that makes a wonderful contrast to deeper-colored, broad-leaved shrubs or succulents. Adding further appeal to this popular species are the cream-colored flowers that appear from late-spring to early-summer. Great for beds, borders, or for use in mixed succulent plantings (ground or container). Requires well-drained soil and little water once fully established, and thrives in a sun to light shade exposure. - Village Nurseries

**Description by Jerry Sortomme Editor*



TYPE

Ground cover, Succulent



SEASON

Evergreen



HEIGHT

1-1.5 ft.



WIDTH

3-4 ft.

Flower / Leaf



FLOWER COLOR

White



FLOWER SEASON

Summer



LEAF COLOR

Blue Green



LEAF CHARACTER

Sun / Water / Soil



SUN

Full, Half, Shade



WATER

Low



SOIL TYPE

Sandy, Clay, Loam, Rocky,
Unparticular



GROWTH RATE

Moderate

Senecio Serpens | 'Punk Pickel'



Photography by [PlantMaster](#)

DESCRIPTION*

This succulent perennial will grow to about 1.5' tall and 2' wide. It has curved, bluish gray leaves that are about 3.5" long and very slender.

*Description by Jerry Sortomme Editor

General



TYPE

Ground cover, Succulent



SEASON



HEIGHT

0.2 ft.



WIDTH

1-2 ft.

Flower / Leaf



FLOWER COLOR

White



FLOWER SEASON

Summer, Fall



LEAF COLOR

Blue Green, Grey Green



LEAF CHARACTER

Sun / Water / Soil



SUN

Full, Half



WATER

Low



SOIL TYPE

Sandy, Clay, Loam, Rocky,
Unparticular



GROWTH RATE

Moderate

Tradescantia pallida 'Purpurea' | Purple Heart, Purple Queen



Photography by PlantMaster

ADDITIONAL NAMES

Setcreasea pallida 'Purple Heart'

DESCRIPTION*

Herbaceous. Rapid grower in warmer areas. Succulent leaves are rich purple on fleshy stems. Small flowers are pink, lavender or purple. Mexican native. It will grow in the low desert in sun or shade. Frost can take it to the ground.

*Description by PlantMaster



TYPE

Ground cover, Perennial



SEASON



HEIGHT

1-1.5 ft.



WIDTH

2 ft.

Flower / Leaf



FLOWER COLOR

Lavender, Pink, Purple



FLOWER SEASON

Summer



LEAF COLOR

Purple



LEAF CHARACTER

Leathery

Sun / Water / Soil



SUN

Full, Half, Shade



WATER

Medium, Extra in Summer



SOIL TYPE

Sandy, Clay, Loam



GROWTH RATE

Moderate

Tulbaghia violacea | Society Garlic - Purpleicious®



Photography by Acacia Software/FrommerU-



TYPE

Perennial



SEASON



HEIGHT

1 ft.



WIDTH

1 ft.

Flower / Leaf



FLOWER COLOR

Lavender



FLOWER SEASON

Spring, Summer



LEAF COLOR

Green



LEAF CHARACTER

Strapleaf

Sun / Water / Soil



SUN

Full, Half, Shade



WATER

Medium



SOIL TYPE

Sandy, Loam, Rocky



GROWTH RATE

Moderate

DESCRIPTION*

This clumping perennial will grow less than 1' tall and has narrow, blue green leaves. Clusters of lavender flowers bloom in spring and summer. Leaves and flowers have a distinct onion or garlic smell if crushed.

**Description by Jerry Sortomme Editor*

Vinca minor | Dwarf Vinca or Periwinkle



Photography by Linda Engstrom

DESCRIPTION*

This groundcover will grow less than 1' tall and has small, glossy, dark green leaves with blue, purple, lavender, or white flowers that bloom in the spring.

*Description by Jerry Sortomme Editor

General



TYPE

Ground cover



SEASON

Evergreen



HEIGHT

0.5-1 ft.



WIDTH

3-12 ft.

Flower / Leaf



FLOWER COLOR

Blue



FLOWER SEASON

Spring



LEAF COLOR

Dark Green



LEAF CHARACTER

Glossy

Sun / Water / Soil



SUN

Half, Shade, Deep Shade



WATER

Very Low, Low



SOIL TYPE

Sandy, Loam



GROWTH RATE

Moderate

Talega Gallery – Plant Palette

Grasses

Carex divulsa | Grassland Sedge



Photography by El Nativo Growers, Inc.

ADDITIONAL NAMES

Berkeley Sedge, European Grey Sedge

DESCRIPTION*

Grassland Sedge is a fast growing, vibrant green clumping sedge to 2' tall and wide. Widely adaptable, it can be planted in wet soil or arid soil, tolerates sun to partial shade and can be drought tolerant. Tan to brown flowers show in spring. Alternate names: European Grey Sedge

**Description by Jerry Sortomme Editor*



TYPE

Grass



SEASON

Evergreen



HEIGHT

1-1.5 ft.



WIDTH

2 ft.

Flower / Leaf



FLOWER COLOR

n/a



FLOWER SEASON

Spring



LEAF COLOR

Green



LEAF CHARACTER

Strapleaf, Grass-like, Narrow

Sun / Water / Soil



SUN

Full, Half



WATER

Medium



SOIL TYPE

Sandy, Clay, Loam, Rocky,
Innarticular



GROWTH RATE

Fast

Lomandra confertifolia 'Shorty'| Shorty Mat Rush



PLANT TYPE
Grass

HEIGHT
2 ft.

WIDTH
3 ft.

SUN
Full, Half, Shade

WATER
Low

SOIL
Sandy

DESCRIPTION

A grass-like evergreen perennial that forms compact tufts of bright lime green foliage up to 2 feet high and 3 feet wide. In summer, small pale yellow flowers peek out from between the leaves. Can be grown in a variety of soil types as long as they are well-draining and needs only infrequent to occasional water once established. Plant in full sun to part shade. Useful in mass plantings, containers, or as a bright foliage accent in a garden bed.

LEAF SEASON

LEAF COLOR
Green

FLOWER COLOR
Yellow

FLOWER SEASON
Summer

FRUIT SEASON
n/a

FRUIT TYPE
n/a

HABIT

Horizontal, Upright

DESIGN STYLES

Formal, Japanese, Meadow, Mediterranean, Ranch, Seascape, Spanish, Wetlands, Wild Garden, Woodland

LOCATION USES

Entry, Perennial Border, Shrub Border, Foundation, Lawn, Raised Planter, Walkways

ATTRACTS WILDLIFE

n/a

Lomandra hystrix 'Lucky Stripe'| Lucky Stripe Lomandra



PLANT TYPE

Grass

HEIGHT

3 ft.

WIDTH

3 ft.

SUN

Full, Half

WATER

Low

SOIL

Sandy

DESCRIPTION

LEAF SEASON

Evergreen

LEAF COLOR

Green, White, Variegated

FLOWER COLOR

Yellow

FLOWER SEASON

Spring, Summer

FRUIT SEASON

n/a

FRUIT TYPE

n/a

HABIT

Horizontal, Upright

DESIGN STYLES

Formal, Japanese, Meadow, Mediterranean, Ranch, Seascape, Spanish, Wetlands, Wild Garden, Woodland

LOCATION USES

Entry, Perennial Border, Shrub Border, Foundation, Lawn, Patio, Raised Planter, Walkways

ATTRACTS WILDLIFE

n/a

Lomandra hystrix Lucky Stripe is a tough and reliable clump-forming grass-like plant, that is one of the most beautiful of the *Lomandra* cultivars grown. It grows up to a full 3 feet tall, by as wide with 1/2 inch wide gray-green leaves that have cream colored longitudinal stripes with newly emerging leaves erect at the center of the plant and then cascading gracefully over with age. In spring into summer it produces pale greenish-yellow branched inflorescence with spiny bracts and small fragrant male flowers.

Lomandra longifolia 'Breeze' | Dwarf Mat Rush



PLANT TYPE

Grass

HEIGHT

3 ft.

WIDTH

3 ft.

SUN

Full, Half

WATER

Low

SOIL

Sandy

DESCRIPTION

This perennial grass reaches about 3' in height. Leaves are glossy green, shiny, firm, flat. The scented flowers are pollinated by beetles. Each cluster has a sharp, slender, straw-colored bract at its base, which gives it a dense spike-like structure. It flowers in late winter/early spring, with fruiting 1-2 months after flowering. The plant is tolerant of sandy, loamy and clay soils. It can grow in semi-shade (light woodland) or no shade. It is a low water needing plant.

LEAF SEASON

LEAF COLOR

Dark Green

FLOWER COLOR

Yellow

FLOWER SEASON

Summer

FRUIT SEASON

n/a

FRUIT TYPE

n/a

HABIT

Horizontal, Upright

DESIGN STYLES

Formal, Japanese, Meadow, Mediterranean, Ranch, Seascape, Spanish, Wetlands, Wild Garden, Woodland

LOCATION USES

Entry, Perennial Border, Shrub Border, Foundation, Lawn, Raised Planter, Walkways

ATTRACTS WILDLIFE

n/a

Ground Cover

Calylophus berlandieri | Berlandier's Sundrops



PLANT TYPE
Ground cover

HEIGHT
1 ft.

WIDTH
1.5 ft.

SUN
Full, Half

WATER
Very Low, Medium, Extra in Summer

SOIL
Sandy, Rocky

DESCRIPTION

The showy, yellow flowers of Berlandier's sundrops are 2 in. across with four, broad, crinkled petals. This is a bushy, 4-20 in. plant that sometimes becomes woody near the base. Its leaves are narrow and spiny-toothed. Plant in full sun or half day sun in a well-drained soils with occasional to infrequent irrigation.



LEAF SEASON
Evergreen

LEAF COLOR
Light Green

FLOWER COLOR
Yellow

FLOWER SEASON
Spring, Summer

FRUIT SEASON
n/a

FRUIT TYPE
n/a



HABIT
Mound

DESIGN STYLES
n/a

LOCATION USES
Perennial Border, Parking Strip, Patio, Walkways, With Rocks

ATTRACTS WILDLIFE
n/a

Crassula multicava 'Ruby Red' | Red Jade Carpet



PLANT TYPE
Ground cover

HEIGHT
1 ft.

WIDTH
2-3 ft.

SUN
Half

WATER
Low

SOIL
Sandy, Loam

DESCRIPTION

Luxurious, low growing succulent, with deep green, fat, round leaves making the perfect forest floor looking groundcover. Full sun coastal, but most importantly, one of the few effective plants for growing in troublesome dry shade, under oak trees, pines, and even eucalyptus. Likes regular garden watering, but can tolerate long periods of complete dryness. A fine mist of "baby's breath" pink flowers appears suspended above the foliage in winter and early spring. Frost tender.



LEAF SEASON
Evergreen

LEAF COLOR
Green, Pink, Variegated

FLOWER COLOR
Pink

FLOWER SEASON
Winter, Spring

FRUIT SEASON
n/a

FRUIT TYPE
n/a



HABIT
Round

DESIGN STYLES
Mediterranean, Ranch, Seascap

LOCATION USES
Entry, Swimming Pool, Walkways, With Rocks

ATTRACTS WILDLIFE
Pollinators, Bees, Butterflies

Crassula Ripple Jade | Ripple Jade



General



TYPE
Succulent



SEASON



HEIGHT
2-3 ft.



WIDTH
2-3 ft.

Flower / Leaf



FLOWER COLOR
n/a



FLOWER SEASON
Spring



LEAF COLOR
Green



LEAF CHARACTER

Sun / Water / Soil



SUN
Full, Half



WATER
Low



SOIL TYPE
Sandy, Loam, Rocky



GROWTH RATE
Slow

DESCRIPTION*

Of course, one of the predominant landscape plant needs is a domesticated, just-the-right-size, medium to low shrub. In the past, Pittosporum, (especially Wheeler's Dwarf) and Raphiolepis filled this need, but they are not sufficiently drought tolerant. As they age, they get woody. In fact, rats love to gnaw on the stems and branches of some of these! Probably one of the number one, new generation shrubs for our thirsty gardens, will be 'Ripple Jade!'™ It is very drought tolerant when established, the perfect size (2'-3' round), takes sun or part shade, develops no woody stems, is easily pruned and shaped, and rats and rabbits don't like them. It is cold hardy down to the low 20's, and the leaves are all twisty and cool! You just want to reach in and scruff them like on a kid's head. Full Name: Crassula arborescens undulatifolia 'Ripple Jade'™ -Water Wise Botanicals

*Description by Water Wise Botanicals

Dymondia margaretae | Dymondia, Rock Ditty



PLANT TYPE
Ground cover

HEIGHT
0.2 ft.

WIDTH
1-3 ft.

SUN
Full

WATER
Low

SOIL
Sandy, Clay, Loam, Rocky, Unparticular

DESCRIPTION

This foliage is gray/green/silvery; it is a very dense, mat forming groundcover. It tolerates drought, cold, salt spray and poor soils. It's deep rooted and produces small, inconspicuous yellow flowers. Rock Ditty is great for use in between stepping stones or pavers.



LEAF SEASON
Evergreen

LEAF COLOR
Grey Green

FLOWER COLOR
Yellow

FLOWER SEASON
Summer

FRUIT SEASON
n/a

FRUIT TYPE
n/a



HABIT
Prostrate

DESIGN STYLES
n/a

LOCATION USES
Walkways, With Rocks

ATTRACTS WILDLIFE
n/a

Gazania krebsiana | Kreb's African Daisy



PLANT TYPE
Ground cover

HEIGHT
1 ft.

WIDTH
1 ft.

SUN
Full, Half

WATER
Low, Extra in Summer

SOIL
Sandy, Loam, Rocky

DESCRIPTION

Gazania krebsiana is an extremely showy plant when in flower, largely due to its warm and bright flower colour, its flower size, and its extended flowering period. The plants are semi-decumbent (prostrate to ascending), perennial and herbaceous, and reach a height of approximately 150 mm. They are therefore aptly referred to as tufted groundcovers, and many individuals together may give a rather mat-like appearance, a sight that is very beautiful when in bloom. Individually they form rounded tufts on the ground of about 200 mm across with very distinctive foliage. The root system of *G. krebsiana* is fairly weak and consists of a series of adventitious roots. There is no definite main or taproot meaning the adventitious roots are quite shallow, only about 250 mm deep. This is one of the reasons why these plants react so well to rain and are therefore regarded as excellent pioneer plants.

LEAF SEASON
Evergreen

LEAF COLOR
Green, Grey Green

FLOWER COLOR
Orange, Yellow, White, Multi-Colored

FLOWER SEASON
Spring, Summer

FRUIT SEASON
n/a

FRUIT TYPE
n/a

HABIT
Prostrate

DESIGN STYLES
Meadow, Mediterranean, Ranch, Seascapes, Spanish

LOCATION USES
Entry, Lawn, Parking Strip, Patio, Park, Parking Lot, Roadside, Swimming Pool, Walkways, With Rocks

ATTRACTS WILDLIFE
n/a

Gazania rigens



General



TYPE

Ground cover, Perennial



SEASON

Evergreen



HEIGHT

1 ft.



WIDTH

2-3 ft.

Flower / Leaf



FLOWER COLOR

Gold, Orange, Pink, Purple,
Red, Yellow, Violet, White,
Multi-Colored



FLOWER SEASON

Winter, Spring, Summer, Fall,
Intermittent, Constant



LEAF COLOR

Green, Grey Green



LEAF CHARACTER

Sun / Water / Soil



SUN

Full, Half



WATER

Low, Extra in Summer



SOIL TYPE

Sandy, Loam



GROWTH RATE

Fast

DESCRIPTION*

Gazania rigens is native to South Africa. It is a popular African daisy that is similar in appearance to the genus *Arctotis*. *G. rigens* is a parent in many of the gazanias sold in commerce today.

**Description by PlantMaster*

Ivy Geranium | Pelargonium Peltatum



PLANT TYPE

Perennial plant

HEIGHT

1-2 ft.

WIDTH

3-5 ft.

SUN

Full to Partial Shade

WATER

Very Low, Low

SOIL

Chalk, Loam, Sandy slightly alkaline

DESCRIPTION

Drought tolerant when established, the plant does well with cool nights and bright days.

LEAF SEASON

Evergreen Showy

LEAF COLOR

Dark Green

FLOWER COLOR

Red, White, Multi-Colored

FLOWER SEASON

Spring, Summer, Fall

FRUIT SEASON

n/a

FRUIT TYPE

n/a

HABIT

Trailing / Mounding

DESIGN STYLES

Mediterranean, Ranch, Seascape, Tropical

LOCATION USES

Background, Foundation, Patio, Raised Planter

Rosmarinus of 'Huntington Carpet'| Huntington Carpet Rosemary



PLANT TYPE
Ground cover

HEIGHT
2 ft.

WIDTH
8 ft.

SUN
Full, Half

WATER
Low

SOIL
Sandy, Loam, Rocky, Unparticular

DESCRIPTION

In comparison to other varieties of the *Rosmarinus*, the 'Huntington Carpet' is less woody, and the leaf color is much greener. Also, it maintains a center foliage better than other prostrates.

LEAF SEASON
Evergreen

LEAF COLOR
Green

FLOWER COLOR
Blue

FLOWER SEASON
Spring, Summer

FRUIT SEASON
n/a

FRUIT TYPE
n/a

HABIT
Prostrate

DESIGN STYLES
Meadow, Mediterranean, Ranch, Spanish

LOCATION USES
Parking Strip, Patio, Park, Parking Lot, Raised Planter, Roadside, Walls / Fences, Walkways, With Rocks

ATTRACTS WILDLIFE
Pollinators, Bees

Tradescantia pallida 'Purpurea' | Purple Heart, Purple Queen



Photography by PlantMaster

ADDITIONAL NAMES

Setcreasea pallida 'Purple Heart'

DESCRIPTION*

Herbaceous. Rapid grower in warmer areas. Succulent leaves are rich purple on fleshy stems. Small flowers are pink, lavender or purple. Mexican native. It will grow in the low desert in sun or shade. Frost can take it to the ground.

*Description by PlantMaster



TYPE

Ground cover, Perennial



SEASON



HEIGHT

1-1.5 ft.



WIDTH

2 ft.

Flower / Leaf



FLOWER COLOR

Lavender, Pink, Purple



FLOWER SEASON

Summer



LEAF COLOR

Purple



LEAF CHARACTER

Leathery

Sun / Water / Soil



SUN

Full, Half, Shade



WATER

Medium, Extra in Summer



SOIL TYPE

Sandy, Clay, Loam



GROWTH RATE

Moderate

Vinca minor | Dwarf Vinca or Periwinkle



Photography by Linda Engstrom

DESCRIPTION*

This groundcover will grow less than 1' tall and has small, glossy, dark green leaves with blue, purple, lavender, or white flowers that bloom in the spring.

**Description by Jerry Sortomme Editor*

General



TYPE

Ground cover



SEASON

Evergreen



HEIGHT

0.5-1 ft.



WIDTH

3-12 ft.

Flower / Leaf



FLOWER COLOR

Blue



FLOWER SEASON

Spring



LEAF COLOR

Dark Green



LEAF CHARACTER

Glossy

Sun / Water / Soil



SUN

Half, Shade, Deep Shade



WATER

Very Low, Low



SOIL TYPE

Sandy, Loam



GROWTH RATE

Moderate

Perennials

Agapanthus 'Baby Pete' | Baby Pete Dwarf Lily of the Nile



PLANT TYPE

Perennial

HEIGHT

1-1.5 ft.

WIDTH

1.5-2 ft.

SUN

Full, Half

WATER

Low, Extra in Summer

SOIL

Sandy, Clay, Loam

DESCRIPTION

LEAF SEASON

Evergreen

LEAF COLOR

Green

FLOWER COLOR

Blue

FLOWER SEASON

Spring, Summer

FRUIT SEASON

n/a

FRUIT TYPE

n/a

HABIT

Mound, Upright

DESIGN STYLES

English Cottage, Meadow, Mediterranean, Seascapes, Tropical, Woodland

LOCATION USES

Entry, Perennial Border, Foundation, Patio, Park, Raised Planter, Swimming Pool, Walkways, With Rocks

ATTRACTS WILDLIFE

Butterflies

'Baby Pete' is one of Australia's superior dwarf forms of Agapanthus. Famed for its compact nature and hardy performance, 'Baby Pete' is the perfect choice for low borders and edging. Throughout the warmer months, it puts on a bright show of bold blue flowers. If you are looking for the ideal low growing plant to row down the side of a path or driveway, then this is it!

Anigozanthos | Kangaroo Paw



Photography by Green Fuse Botanicals

DESCRIPTION*

Joe Joe™ Red Kangaroo Paw will grow to be about 15 inches tall at maturity extending to 20 inches tall with the flowers, with a spread of 15 inches. When grown in masses or used as a bedding plant, individual plants should be spaced approximately 12 inches apart. It grows at a medium rate, and under ideal conditions can be expected to live for approximately 5 years.

**Description by Green Thumb Nurseries*

General



TYPE

Perennial



SEASON

Evergreen



HEIGHT

1.5-2 ft.



WIDTH

1.5 ft.

Flower / Leaf



FLOWER COLOR

Red



FLOWER SEASON

Spring, Summer, Fall



LEAF COLOR

Green, Dark Green



LEAF CHARACTER

Strapleaf

Sun / Water / Soil



SUN

Full, Half



WATER

Medium



SOIL TYPE

Sandy, Loam, Rocky



GROWTH RATE

Fast

Camissonia cheiranthifolia | Beach Evening Primrose



DESCRIPTION*

The showy, yellow flowers of Berlandier's sundrops are 2 in. across with four, broad, crinkled petals. This is a bushy, 4-20 in. plant that sometimes becomes woody near the base. Its leaves are narrow and spiny-toothed. Plant in full sun or half day sun in a well-drained soils with occasional to infrequent irrigation.

*Description by Watershed Nursery

General



TYPE

Ground cover, Perennial



SEASON

Evergreen



HEIGHT

0.5-1 ft.



WIDTH

2 ft.

Flower / Leaf



FLOWER COLOR

Yellow



FLOWER SEASON

Spring, Summer



LEAF COLOR

Light Green, Silver



LEAF CHARACTER

Sun / Water / Soil



SUN

Full, Half



WATER

Very Low, Medium, Extra in Summer



SOIL TYPE

Sandy, Rocky



GROWTH RATE

Fast

Clivia miniata / Natal Lily



Photography by [PlantMaster](#)

ADDITIONAL NAMES

Kaffir Lily

DESCRIPTION*

A clumping evergreen bulb, this Kafir Lily produces long, strapped-shaped leaves. Deep orange to red orange, funnel-shaped flowers appear above foliage in late winter and spring. Red berries appear after bloom period. It tolerates deep shade to half sun. The plant requires frost protection. It performs well in containers. Bulbs will spread and do well when crowded.

*Description by [PlantMaster](#)

General



TYPE

Shrub



SEASON



HEIGHT

1.5-2 ft.



WIDTH

2-3 ft.

Flower / Leaf



FLOWER COLOR

Orange



FLOWER SEASON

Winter, Spring



LEAF COLOR

Dark Green



LEAF CHARACTER

Strapleaf

Sun / Water / Soil



SUN

Half, Shade



WATER

Medium



SOIL TYPE

Loam



GROWTH RATE

Moderate Slow

Cuphea ignea 'Matchless' | Mexican cigar plant



Photography by Julie Molinare

DESCRIPTION*

This evergreen, low grower is a great accent to garden borders, perennial and/or container gardens. This cigar plant bears bright orange tubes with purple centers all year long that attract hummingbirds. Semi-drought tolerant in the ground once established. Prune hard in early Spring and late Fall to shape.

*Description by World Wide Exotics

General



TYPE

Perennial



SEASON

Evergreen



HEIGHT

0.75-1 ft.



WIDTH

2 ft.

Flower / Leaf



FLOWER COLOR

Orange, Red



FLOWER SEASON

Summer



LEAF COLOR

Dark Green



LEAF CHARACTER

Sun / Water / Soil



SUN

Full, Half, Shade



WATER

Medium



SOIL TYPE

Sandy, Loam



GROWTH RATE

Moderate

Dianella 'Clarity Blue' | Clarity Blue™ Dianella



PLANT TYPE

Perennial

HEIGHT

2-2.5 ft.

WIDTH

1.5-2 ft.

SUN

Full, Half

WATER

Low, Medium, Extra in Summer

SOIL

Loam

LEAF SEASON

Evergreen

LEAF COLOR

Blue Green

FLOWER COLOR

Blue

FLOWER SEASON

Spring

FRUIT SEASON

Summer

FRUIT TYPE

Berry

HABIT

Vase

DESIGN STYLES

Meadow, Mediterranean, Ranch, Seascape, Spanish, Woodland

LOCATION USES

Entry, Swimming Pool, Walkways, With Rocks

ATTRACTS WILDLIFE

n/a

DESCRIPTION

This dwarf looking, reliable perennial reaches 1' tall and 6" wide. Leaves are foreshadowing blue green, 1" wide, slightly stiff. Pale blue flowers emerge from the center in spring, followed by dark blue berries. It forms clumps and slowly spreads. This plant tolerates full to part sun, ocean spray, well draining, fertile, acidic soil. It is wind tolerant also. This plant looks great in rock gardens and borders. Dianella are the ultimate easy care plants. This tough new hybrid gets strong upright Phormium-like growth from one parent and deep blue color from the other. Plays well with succulents, and makes a great container plant.

Dianella tasmanica 'Silver Streak' | Silver Streak Flax Lily



PLANT TYPE

Perennial

HEIGHT

2 ft.

WIDTH

2 ft.

SUN

Full, Half, Shade

WATER

Medium, Extra in Summer

SOIL

Loam

DESCRIPTION

LEAF SEASON

Evergreen

LEAF COLOR

Green, White, Variegated

FLOWER COLOR

Blue, Violet

FLOWER SEASON

Spring

FRUIT SEASON

Summer

FRUIT TYPE

Berry

HABIT

Arching

DESIGN STYLES

Seascape, Tropical, Woodland

LOCATION USES

Entry, Patio, Raised Planter, Walkways, With Rocks

ATTRACTS WILDLIFE

n/a

This attractive perennial looks like an ornamental grass with its long strappy leaves that arch gracefully. Foliage is variegated with cream-colored margins. Blue violet fowers appear above the foliage in spring. Turquoise colored berries appear in summer. This plant reaches 2' tall and wide. It does best in light shade although it will take full sun in coastal areas. Provide well draining soil. It needs regular watering and more during hot summer months.

Gaura lindheimeri 'Pink Lady' | Pink Lady Gaura



PLANT TYPE

Perennial

HEIGHT

1.2-2 ft.

WIDTH

1.8-2 ft.

SUN

Full

WATER

Very Low, Low

SOIL

Sandy, Loam

DESCRIPTION

LEAF SEASON

Evergreen

LEAF COLOR

Green, Red

FLOWER COLOR

Pink

FLOWER SEASON

Spring, Summer, Fall

FRUIT SEASON

n/a

FRUIT TYPE

n/a

HABIT

Mound, Upright

DESIGN STYLES

English Cottage, Meadow, Woodland

LOCATION USES

Entry, Perennial Border, Foundation, Patio, Raised Planter, Walkways, With Rocks

ATTRACTS WILDLIFE

Hummingbirds, Butterflies

The pink blooms on this easy perennial rise just above tight, compact foliage, and are reminiscent of pink lipstick blotted on white tissue. Perfect for front of a border or in a container. Thrives with regular water, yet flourishes in hot, dry xeriscape conditions when established.

Liriope / Lily Turf



Photography by PlantMaster

DESCRIPTION*

This attractive perennial is great for shade areas as its variegated foliage brightens up the space. Leaves are long, arching, grass-like, with yellow margins. Leaves may turn dark green eventually. Small lilac flower clusters on thin stalks appear above the foliage in summer. This plant prefers afternoon shade in warm inland valleys and medium watering. It prefers moist, fertile, well draining soil but tolerates some drought, heat and humidity. Will stay evergreen in frost free areas.

**Description by PlantMaster*



TYPE

Perennial



SEASON

Evergreen



HEIGHT

0.75-1.2 ft.



WIDTH

1.2-1.8 ft.

Flower / Leaf



FLOWER COLOR

Lavender



FLOWER SEASON

Summer



LEAF COLOR

Dark Green, White, Variegated



LEAF CHARACTER

Strapleaf, Grass-like

Sun / Water / Soil



SUN

Full, Half



WATER

Medium



SOIL TYPE

Loam



GROWTH RATE

Moderate

Tagetes lemmonii | Mexican Marigold



Photography by [Mountain States Nursery](#)

ADDITIONAL NAMES

Tagetes palmeri, Copper Canyon Daisy

DESCRIPTION*

This larger perennial will grow to 6' tall and has small, light green leaves with yellow mustard colored flowers that bloom in winter and spring. Cut back to within 6" of the ground to refresh and reduce the size of the plant.

*Description by Jerry Sortomme Editor

General



TYPE

Perennial



SEASON

Evergreen



HEIGHT

6 ft.



WIDTH

6 ft.

Flower / Leaf



FLOWER COLOR

Yellow



FLOWER SEASON

Winter, Spring, Summer



LEAF COLOR

Light Green



LEAF CHARACTER

Sun / Water / Soil



SUN

Full, Half



WATER

Low



SOIL TYPE

Sandy, Clay, Loam, Rocky,
Unparticular



GROWTH RATE

Fast

Tulbaghia violacea | Society Garlic - Purpleicious®



Photography by Acacia Software/FrommerU-



TYPE

Perennial



SEASON



HEIGHT

1 ft.



WIDTH

1 ft.

Flower / Leaf



FLOWER COLOR

Lavender



FLOWER SEASON

Spring, Summer



LEAF COLOR

Green



LEAF CHARACTER

Strapleaf

Sun / Water / Soil



SUN

Full, Half, Shade



WATER

Medium



SOIL TYPE

Sandy, Loam, Rocky



GROWTH RATE

Moderate

DESCRIPTION*

This clumping perennial will grow less than 1' tall and has narrow, blue green leaves. Clusters of lavender flowers bloom in spring and summer. Leaves and flowers have a distinct onion or garlic smell if crushed.

**Description by Jerry Sortomme Editor*

Shrubs

Abelia floribunda | Mexican Abelia



Photography by J. Peganum, Kurt Stuber

ADDITIONAL NAMES

Abelia grandiflora

DESCRIPTION*

Arching branches have dark green glossy leaves, and clusters of pendent, tubular, pink flowers. This beauty is tender, so if you live in an area where your temperatures regularly dip into the teens, then consider planting it in a container that can be moved into a protected area.

**Description by Dancing Oaks Nursery*



TYPE

Shrub



SEASON

Evergreen



HEIGHT

4-6 ft.



WIDTH

4-6 ft.

Flower / Leaf



FLOWER COLOR

Pink



FLOWER SEASON

Spring, Summer, Fall



LEAF COLOR

Light Green



LEAF CHARACTER

Glossy

Sun / Water / Soil



SUN

Full, Half, Shade



WATER

Low, Medium



SOIL TYPE

Sandy, Clay, Loam, Rocky,
Unparticular



GROWTH RATE

Fast, Moderate

Abelia x grandiflora 'Kaleidescope' | Kaleidescope Pink Abelia



Photography by Saxon Holt, Sunset Collection, [PlantMaster](#)

ADDITIONAL NAMES

Abelia x grandiflora 'Kaleidescope'

DESCRIPTION*

This Abelia derives its name from the golden yellow variegated leaves and red stems which gives it a "kaleidoscope" effect. This medium-sized evergreen shrub blooms all summer, showing small, pink bell-shaped flowers. It is a low, compact selection for patio containers or massing as a groundcover. Great plant for accenting purposes. It can reach 2.5' tall and spread 3.5'. Needs regular water during hot spells.

*Description by Jerry Sortomme Editor

General



TYPE

Shrub



SEASON

Evergreen



HEIGHT

2-2.5 ft.



WIDTH

3-4 ft.

Flower / Leaf



FLOWER COLOR

Pink, Red



FLOWER SEASON

Spring, Summer, Fall



LEAF COLOR

Bronze, Light Green



LEAF CHARACTER

Glossy

Sun / Water / Soil



SUN

Full, Half



WATER

Low, Extra in Summer



SOIL TYPE

Sandy, Clay, Loam, Rocky,
Unparticular



GROWTH RATE

Fast, Moderate

Arbutus compacta 'Calistoga' | Calistoga Dwarf Strawberry Tree



General



TYPE

Shrub



SEASON

Evergreen



HEIGHT

7-10 ft.



WIDTH

7-10 ft.

Flower / Leaf



FLOWER COLOR

White



FLOWER SEASON

Winter, Fall



LEAF COLOR

Dark Green



LEAF CHARACTER

Leathery

Sun / Water / Soil



SUN

Full, Half



WATER

Low



SOIL TYPE

Sandy, Clay, Loam, Rocky,
Unparticular



GROWTH RATE

Moderate, Slow

DESCRIPTION*

This dwarf variety of the popular Strawberry Tree will confine itself to 10' or less. An excellent evergreen tree native to southern Europe and Ireland, it is remarkably adaptable to various climates and uses. Whether in the desert, at the beach or inland, *Arbutus unedo* will thrive in the full sun or part shade, particularly in the desert. Naturally multi-stemmed, it will make an excellent screen left to its own devices but is easily pruned into a single trunk tree that will develop an open crown. The latter form allows the handsome red bark to be fully appreciated. Dark green leathery leaves are oblong and 2-3 inches long. In the fall and winter, beautiful small greenish white flowers appear at the same time as the bright red "strawberry" textured fruit which can be tasty but is more often not. It adores well-drained soil and little to regular water. It is a good candidate for container planting and makes an excellent street or lawn tree. Deer steer clear of this variety.

*Description by Boething Treeland Nursery

Aucuba japonica 'Mr. Goldstrike' | Mr. Goldstrike Aucuba



PLANT TYPE

Shrub

HEIGHT

6-8 ft.

WIDTH

6-8 ft.

SUN

Shade, Deep Shade

WATER

Medium

SOIL

Sandy, Loam

DESCRIPTION

Mr. Goldstrike is a handsome male cultivar that not only likes to show off his golden foliage but will also ensure your females produce lots of colorful red berries...or bling we might say:-) Hardy outdoors to -5 degrees F but can also be grown indoors year round as a houseplant!

LEAF SEASON

Evergreen

LEAF COLOR

Green, Yellow, Variegated

FLOWER COLOR

n/a

FLOWER SEASON

n/a

FRUIT SEASON

Winter, Fall

FRUIT TYPE

n/a

HABIT

Broad, Upright

DESIGN STYLES

English Cottage, Formal, Japanese, Tropical


LOCATION USES

Entry, Foundation, Indoor, Patio, Raised Planter, Swimming Pool, Walkways

ATTRACTS WILDLIFE

Birds

Bougainvillea – Dwarf Helen Johnson variety



TYPE

Shrub



SEASON

Evergreen



HEIGHT

2-3 ft.



WIDTH

2-3 ft.

Flower / Leaf



FLOWER COLOR

Pink



FLOWER SEASON

Spring, Summer, Fall,
Intermittent



LEAF COLOR

Dark Green



LEAF CHARACTER

Sun / Water / Soil



SUN

Full, Half



WATER

Low



SOIL TYPE

Sandy, Clay, Loam, Rocky,
Unparticular



GROWTH RATE

Fast, Moderate

DESCRIPTION*

The Bougainvillea Glabra 'Helen Johnson' (or Paper Flower) is a small cousin to the larger bougainvilleas, but it still delivers the visual punch and easy care tendencies you love in these plants. Best kept small,(about 3 ft or less), it is both salt and cold tolerant – it will thrive in less than ideal conditions.

**Description by Plantvine*

Buddleia Pink Cascade |Pink Cascade Butterfly Bush



Photography by [Walters Gardens](#)

ADDITIONAL NAMES


Buddleja


DESCRIPTION*


This beautifully unique Butterfly Bush has an arching, weeping look versus the normal upright habit. Light, apple blossom pink flower panicles are 8-10" long. Minty green leaves, in combination with the flowers, give it overall cool tones. 'Pink Cascade' is a good match to 'Lavender Cascade' in size and shape. Use as a focal piece in your garden or in the landscape. Butterfly Bushes have certainly earned their place in the garden over the years, and its easy to see why. Just when we need a breath of fresh air in the late summer heat, they happily burst into bloom. At a time when many other plants are already spent, buddleias are just beginning their show. Their passive coloring and texture makes a wonderful backdrop for perennials, and you'll love the butterflies, bees, and hummingbirds that flock to their honey-scented blossoms. Buddleias should be planted in a full sun location with fertile, moist, well-drained soil. Studies have shown that adding lime to the soil will result in increased growth and better floral quality. They are also moderately drought tolerant once established. Since they frequently die all the way back to the ground in northern winters, it is best to cut back all of the old wood to about 12" in the spring. Doing so will result in more compact plants. They will quickly grow back to their normal height by fall and will flower just as prolifically in late summer since they bloom on new wood. You may notice that the flowers tend to be longer and deeper colored in cooler weather. Buddleias tend to break dormancy late in the spring, so don't worry if you don't see anything happening with them when your other shrubs start to leaf-out. These are very durable and reliable plants. 'Pink Cascade' quickly reaches 5' tall and spreads


*Description by Walters Gardens inc.

General


 **TYPE**
Shrub


 **SEASON**
Deciduous


 **HEIGHT**
5 ft.


 **WIDTH**
6 ft.

Flower / Leaf


 **FLOWER COLOR**
Pink


 **FLOWER SEASON**
Summer, Fall


 **LEAF COLOR**
Green, Light Green


 **LEAF CHARACTER**
Simple, Narrow

Sun / Water / Soil

 **SUN**
Full

 **WATER**
Low, Medium

 **SOIL TYPE**
Sandy, Loam, Rocky

 **GROWTH RATE**
Fast

Calliandra inequilatera – Pink Powder Puff



Photography by Jerry Sortomme, Sanchez

ADDITIONAL NAMES

Calliandra inequilatera

DESCRIPTION*

This evergreen shrub will grow 10' tall and wide. It produces puff-ball, red flowers that bloom in winter and spring. Foliage is evergreen, with copper colored new growth, changing to dark green. Pods appear after blooming period and will "explode" at times spewing seeds. It is a beautiful espalier plant. This shrub does best in full sun with well draining soil. It tolerates coastal as well as desert areas. Prune after bloom period. Low watering needs once it's established.

*Description by PlantMaster

General



TYPE

Shrub



SEASON

Evergreen



HEIGHT

10 ft.



WIDTH

10 ft.

Flower / Leaf



FLOWER COLOR

Red



FLOWER SEASON

Winter, Spring



LEAF COLOR

Dark Green, Orange



LEAF CHARACTER

Compound

Sun / Water / Soil



SUN

Full



WATER

Low, Medium



SOIL TYPE

Sandy, Loam, Rocky



GROWTH RATE

Fast

Callistemon x viminalis 'Little John' | Bottlebrush Little John















Photography by Norman's Nursery

DESCRIPTION*

The 'Little John' exhibits very dense, compact growth to 3' x 3'. It produces clusters of blood red flowers and grey green foliage. A very regular, almost symmetrical, spiral patten of dense oval leaves is shown along the stems.

**Description by Jerry Sortomme Editor*

General			
	TYPE		SEASON
	Shrub		Evergreen
	HEIGHT		WIDTH
	3 ft.		3 ft.
Flower / Leaf			
	FLOWER COLOR		FLOWER SEASON
	Red		Winter, Spring, Summer, Fall, Intermittent
	LEAF COLOR		LEAF CHARACTER
	Green, Light Green		
Sun / Water / Soil			
	SUN		WATER
	Full, Half		Medium
	SOIL TYPE		GROWTH RATE
	Sandy, Clay, Loam, Rocky, Unparticular		Fast

Camellia Japonica



PLANT TYPE

Shrub

HEIGHT

12 ft.

WIDTH

5 ft.

SUN

Half, Shade

WATER

Medium, Extra in Summer

SOIL

Loam

DESCRIPTION

Camellia is an upright compact shrub perfect for a tall informal hedge planting. New leaf growth in the spring is an interesting burgundy color which turns into glossy dark green as the leaves grow and age. There is a wide variety Camellia japonica flower types and colors available.



LEAF SEASON

Evergreen

LEAF COLOR

Dark Green

FLOWER COLOR

White, Red, Pink

FLOWER SEASON

Winter, early spring

FRUIT TYPE

n/a



HABIT

Columnar

DESIGN STYLES

Formal, Japanese, Woodland

LOCATION USES

Background, Perennial Border, Shrub Border, Patio, Raised Planter, Walls / Fences

ATTRACTS WILDLIFE

n/a

Camellia Sasanquas



PLANT TYPE

Shrub

HEIGHT

12 ft.

WIDTH

5 ft.

SUN

Half, Shade

WATER

Medium, Extra in Summer

SOIL

Loam

DESCRIPTION

Camellia is an upright compact shrub perfect for a tall informal hedge planting. New leaf growth in the spring is an interesting burgundy color which turns into glossy dark green as the leaves grow and age. There are many Camellia Sasanquas flower color and petal varieties.



LEAF SEASON

Evergreen

LEAF COLOR

Dark Green

FLOWER COLOR

White, Red, Pink

FLOWER SEASON

Sasanquas bloom from late fall to early winter

FRUIT TYPE

n/a



HABIT

Columnar

DESIGN STYLES

Formal, Japanese, Woodland

LOCATION USES

Background, Perennial Border, Shrub Border, Patio, Raised Planter, Walls / Fences

ATTRACTS WILDLIFE

n/a

Carissa macrocarpa - Green Carpet | Green Carpet Natal Plum



General



TYPE

Shrub, Ground cover



SEASON

Evergreen



HEIGHT

1.5 ft.



WIDTH

4 ft.

Flower / Leaf



FLOWER COLOR

White



FLOWER SEASON

Spring, Summer



LEAF COLOR

Dark Green



LEAF CHARACTER

Glossy

Sun / Water / Soil



SUN

Full, Half



WATER

Low



SOIL TYPE

Loam



GROWTH RATE

Moderate

DESCRIPTION*

'Green Carpet' is an excellent ground cover with smaller leaves than those of species. This shrub reaches 18" tall and spreads 4'. It is slow growing. Foliage is evergreen, dark green, shiny, leathery and thick. Shrub is densely covered with leaves. During spring, summer and fall, white, fragrant, star shaped flowers bloom. Small oval fruit appear in summer, turning red when ripe. These fruit are used for jellies and jams. This plant does best in full or part sun and has low watering requirements once it's established. It grows in coastal as well as desert areas. It prefers well draining, fertile soil but is highly adaptable. This plant has less spines than other varieties. It weeps sap when cut or branches break.

**Description by PlantMaster*

Carissa macrocarpa 'Tuttle' | Tuttle Dwarf Natal Plum



PLANT TYPE

Shrub

HEIGHT

2-3 ft.

WIDTH

5 ft.

SUN

Full, Half

WATER


Low, Medium

SOIL

Sandy, Loam, Unparticular

DESCRIPTION

This spreading, low-growing sub-shrub will grow about 2'-3' tall and 5' wide. It has small, glossy, dark green, fleshy leaves that densely cover the shrub. Delicate white, star-shaped, fragrant flowers bloom in spring and summer. Oval fruit appear in summer, turning red when ripe. This fruit can be used for jams and jellies. This plant oozes sap when branches are cut or broken and may cause allergenic reactions for some people. Watch out for thorns. This plant tolerates coastal as well as desert areas. It needs little water in coastal areas but more in hot inland valleys. Prune to desired shape.



LEAF SEASON

Evergreen

LEAF COLOR

Dark Green

FLOWER COLOR

White

FLOWER SEASON

Spring, Summer

FRUIT SEASON

Summer

FRUIT TYPE

Berry, Fleshy



HABIT

Mound, Prostrate

DESIGN STYLES

Formal, Meadow, Mediterranean, Ranch, Seascapes, Spanish

LOCATION USES

Entry, Shrub Border, Foundation, Parking Strip, Patio, Raised Planter, Walkways, With Rocks

ATTRACTS WILDLIFE

n/a

Coprosma repens 'Marble Queen' multiple varieties | Dwarf Variegated Mirror Plant



PLANT TYPE

Shrub

HEIGHT

3-5 ft.

WIDTH

4-6 ft.

SUN

Full, Half

WATER

Medium, Extra in Summer

SOIL

Unparticular

DESCRIPTION

This evergreen shrub will reach 3'-5' tall and spread 4'-6'. It has oval leaves that are variegated with creamy yellow edges. This shrub tolerates full sun and wind near the coast but will need afternoon shade in warm inland areas. It does best with well draining soil and regular watering but will become drought tolerant when established. Flowers are considered insignificant.



LEAF SEASON

Evergreen

LEAF COLOR

Green, Dark Green, Yellow, Variegated

FLOWER COLOR

n/a

FLOWER SEASON

n/a

FRUIT SEASON

n/a

FRUIT TYPE

n/a



HABIT

Round

DESIGN STYLES

Mediterranean, Ranch, Seascapes, Spanish, Woodland

LOCATION USES

Entry, Foundation, Patio, Park, Parking Lot, Walkways

ATTRACTS WILDLIFE

n/a

Coprosma repens 'Pacific Sunset' | Pacific Sunset Mirror Plant



PLANT TYPE

Shrub

HEIGHT

3 ft.

WIDTH

3 ft.

SUN

Full, Half

WATER

Medium, Extra in Summer

SOIL

Unparticular

DESCRIPTION

Pacific™ Coprosmas grow to 3ft high and wide, forming a mound of upright dense foliage. Prune to shape or simply to encourage greater density – these coprosmas make ideal low hedges. Hardy to USDA Zone 9.



LEAF SEASON

Evergreen

LEAF COLOR

Bronze, Red

FLOWER COLOR

n/a

FLOWER SEASON

n/a

FRUIT SEASON

n/a

FRUIT TYPE

n/a



HABIT

Round

DESIGN STYLES

Mediterranean, Ranch, Seascapes, Spanish, Woodland

LOCATION USES

Entry, Foundation, Patio, Park, Parking Lot, Walkways

ATTRACTS WILDLIFE

n/a

Coprosma repens 'Taupata Gold' | Gold Splash Mirror Plant



PLANT TYPE

Shrub

HEIGHT

3.5 ft.

WIDTH

3.5 ft.

SUN

Full

WATER

Low, Medium

SOIL

Sandy, Loam

DESCRIPTION

Gold Splash Mirror Plants is a medium sized compact evergreen shrub that grows to about 3.5 ft. in height and about the same in width. It has the rounded coprosma leaves except they are variegated with yellow. It provides year around color interest in the garden. Except near the coast, where it can take full sun, *Coprosma repens* does best in part sun or light shade in warmer climates where it performs best in a well-drained soil.



LEAF SEASON

Evergreen

LEAF COLOR

Green

FLOWER COLOR

n/a

FLOWER SEASON

n/a

FRUIT SEASON

n/a

FRUIT TYPE

n/a



HABIT

Horizontal, Mound

DESIGN STYLES

Meadow, Mediterranean, Ranch, Seascapes, Spanish, Tropical, Woodland

LOCATION USES

Entry, Parking Strip, Patio, Park, Parking Lot, Roadside, Walkways, With Rocks

ATTRACTS WILDLIFE

n/a

Cordyline 'Festival Raspberry' | Festival Raspberry Cordyline



PLANT TYPE
Shrub/Grass

HEIGHT
3 ft.

WIDTH
3 ft.

SUN
Full, Half

WATER
Low, Medium

SOIL
Sandy, Loam

DESCRIPTION

The 'Electric Pink' cultivar is an evergreen shrub that grows 4' to 8' tall and 3' to 4' wide, with a vase-like habit. It has sword-like leaves with a variegated pink color. It likes full and part sun and is very tolerant of heat and drought. It will live in any type of soil that is well drained. This shrub looks great in containers. It needs regular watering until it's established and may become drought tolerant then. It tolerates coastal conditions.



LEAF SEASON
Evergreen

LEAF COLOR
Bronze, Red, Variegated

FLOWER COLOR
n/a

FLOWER SEASON
n/a

FRUIT SEASON
n/a

FRUIT TYPE
n/a



HABIT
Upright

DESIGN STYLES
Meadow, Mediterranean, Seascape, Tropical

LOCATION USES
Entry, Foundation, Patio, Raised Planter, Swimming Pool, Walls / Fences

ATTRACTS WILDLIFE
n/a

Euonymus japonica | Green Spire Euonymus



Photography by GroenVandaag, Andy Mabbett, O. Van Sante, Netplant BV

ADDITIONAL NAMES

Euonymus japonica

DESCRIPTION

Green Spire Euonymous is an evergreen shrub with columnar habit. Shiny, dark green leaves and narrow shape make this an attractive formal plant. Use as a screening shrub or hedge.

General



TYPE

Shrub



SEASON

Evergreen



HEIGHT

6-8 ft.



WIDTH

1-2 ft.

Flower / Leaf



FLOWER COLOR

Green



FLOWER SEASON

Spring, Summer



LEAF COLOR

Dark Green



LEAF CHARACTER

Glossy

Sun / Water / Soil



SUN

Full, Half, Shade



WATER

Low



SOIL TYPE

Unparticular



GROWTH RATE

Slow

Euryops | Shrub Daisy



TYPE

Shrub



SEASON

Evergreen



HEIGHT

3 ft.



WIDTH

4 ft.

Flower / Leaf



FLOWER COLOR

Yellow



FLOWER SEASON

Winter, Spring, Fall, Constant



LEAF COLOR

Dark Green, Grey Green



LEAF CHARACTER

Lobed

Sun / Water / Soil



SUN

Full



WATER

Very Low



SOIL TYPE

Sandy, Loam



GROWTH RATE

Fast

DESCRIPTION*

Native to South Africa, African bush-daisy is a small shrub that grows in a mound-like bush up to 3 ft tall and 4 ft wide. It has dark glossy-green, pinnately dissected, lacy leaves. The leaves are alternate, hairless, about 2 in long, and crowded at the ends of the branches. The cheerful yellow flower heads are daisies about 2 in across and borne on thin wiry stalks about 5 in long. Peak flowering is in autumn-winter-spring, but flowers are usually found on the bush throughout the year. The genus name Euryops is derived from the Greek eurys meaning large and ops an eye, referring to the large flowers. The species name chrysanthemoides means resembling a chrysanthemum. The genus Chrysanthemum means gold flower from the Greek chrysos gold and anthemon a flower.

**Description by PlantMaster*

Fragaria chiloensis "California" | Ornamental strawberry



Photography by [PlantMaster](#), Arleen Ferrara

ADDITIONAL NAMES

Beach Strawberry, Sand

DESCRIPTION*

This perennial, used as a ground cover, grows 1' high and 3' wide. It has tooth-edged, reddish green, evergreen leaves. Tiny white flowers with yellow centers appear in spring through early fall, followed by edible red fruit. This perennial can be used as a lawn replacement, in coastal areas as it tolerates sand and hot inland areas as long as it has afternoon shade. It needs regular watering. Birds love this plant.

*Description by PlantMaster

General



TYPE

Ground cover, Perennial



SEASON

Evergreen



HEIGHT

1 ft.



WIDTH

3 ft.

Flower / Leaf



FLOWER COLOR

White



FLOWER SEASON

Spring, Summer, Fall



LEAF COLOR

Green



LEAF CHARACTER

Lobed, Glossy

Sun / Water / Soil



SUN

Full, Half



WATER

Medium, Extra in Summer



SOIL TYPE

Sandy, Clay, Loam, Rocky



GROWTH RATE

Moderate

Lantana camara 'Bandana Lemon Zest' | Bandana Lemon Zest Lantana – all trailing varieties



PLANT TYPE

Shrub

HEIGHT

2 ft.

WIDTH

2-3 ft.

SUN

Full

WATER

Low, Medium

SOIL

Unparticular

DESCRIPTION

BANDANA® Lemon Zest has yellow flowers both bright and light in color. It grows to about 2 ft high and can be used both as a ground cover and in hanging baskets. It is best in full sun and watch as it attracts the hummingbirds to your yard! Lantanas are drought and heat tolerant and are easy to grow.

LEAF SEASON

Evergreen

LEAF COLOR

Green

FLOWER COLOR

Yellow, Multi-Colored

FLOWER SEASON

Summer, Fall

FRUIT SEASON

n/a

FRUIT TYPE

n/a

HABIT

Broad, Mound

DESIGN STYLES

Mediterranean, Ranch, Tropical

LOCATION USES

Entry, Perennial Border, Foundation, Parking Strip, Patio, Raised Planter, Walkways, With Rocks

ATTRACTS WILDLIFE

Hummingbirds, Butterflies

Lantana camara 'Firestorm' | Firestorm Lantana



PLANT TYPE

Shrub

HEIGHT

1.5-2 ft.

WIDTH

2 ft.

SUN

Full

WATER

Low, Medium

SOIL

Unparticular

DESCRIPTION

BANDANA® Lemon Zest has yellow flowers both bright and light in color. It grows to about 2 ft high and can be used both as a ground cover and in hanging baskets. It is best in full sun and watch as it attracts the hummingbirds to your yard! Lantanas are drought and heat tolerant and are easy to grow.

LEAF SEASON

Evergreen

LEAF COLOR

Green

FLOWER COLOR

Orange, Yellow, Multi-Colored

FLOWER SEASON

Summer, Fall

FRUIT SEASON

n/a

FRUIT TYPE

n/a

HABIT

Broad, Mound

DESIGN STYLES

Mediterranean, Ranch, Tropical

LOCATION USES

Entry, Perennial Border, Foundation, Parking Strip, Patio, Raised Planter, Walkways, With Rocks

ATTRACTS WILDLIFE

Hummingbirds, Butterflies

Lantana 'Little Lucky Red' trailing | Little Lucky Red Lantana – all trailing varieties



PLANT TYPE

Shrub

HEIGHT

0.8-1 ft.

WIDTH

1 ft.

SUN

Full

WATER

Very Low, Low

SOIL

Sandy, Clay, Loam, Rocky, Unparticular

DESCRIPTION

A heat and humidity lover, with brightly colored blossoms which last through the summer and into fall. Looks excellent in containers and planted toward the front of the border



LEAF SEASON

Evergreen

LEAF COLOR

Dark Green

FLOWER COLOR

Red, Yellow

FLOWER SEASON

Summer

FRUIT SEASON

n/a

FRUIT TYPE

n/a

HABIT

Prostrate

DESIGN STYLES

Mediterranean, Ranch, Seascapes, Tropical

LOCATION USES

Background, Foundation, Patio, Raised Planter

ATTRACTS WILDLIFE

Birds

Lantana 'Lucky White' trailing | Lucky White Lantana



PLANT TYPE

Shrub

HEIGHT

1-1.5 ft.

WIDTH

1-1.5 ft.

SUN

Full

WATER

Very Low, Low

SOIL

Sandy, Clay, Loam, Rocky, Unparticular

DESCRIPTION

Lantana Lucky Flame produces fragrant white and yellow clusters of flowers from late spring through the summer. This plant is an amazing butterfly and hummingbird attractant along with being deer and rabbit resistant. The Lucky Lantana series are great fillers for container gardens and window boxes that receive direct sunlight due to their sun/heat tolerance



LEAF SEASON

Evergreen

LEAF COLOR

Dark Green

FLOWER COLOR

Yellow, White, Multi-Colored

FLOWER SEASON

Spring, Summer, Fall

FRUIT SEASON

n/a

FRUIT TYPE

n/a

HABIT

Prostrate

DESIGN STYLES

Mediterranean, Ranch, Seascapes, Tropical

LOCATION USES

Background, Foundation, Patio, Raised Planter

ATTRACTS WILDLIFE

Birds

Leucadendron 'Safari Sunset' | Safari Conebush – multiple varieties



PLANT TYPE

Shrub

HEIGHT

8-10 ft.

WIDTH

6-8 ft.

SUN

Full

WATER

Low

SOIL

Sandy, Clay, Loam, Rocky, Unparticular

DESCRIPTION

This New Zealand plant is an upright shrub with bright reddish bracts which form long stems in the summer time. It grows to around 8 ft.. It has green leaves which are obscured by the colorful stems. It is good in full sun, blooms in winter and spring and will survive quite nicely on low water. It is a eye-popping show stopper and certainly a great specimen plant for that reason. The actual fowers, not the bracts, are yellow.



LEAF SEASON

LEAF COLOR

Green

FLOWER COLOR

Red, Yellow

FLOWER SEASON

Winter, Spring

FRUIT SEASON

n/a

FRUIT TYPE

n/a



DESIGN STYLES

Mediterranean, Ranch, Seascap, Spanish, Tropical

LOCATION USES

Shrub Border, Foundation, Patio, Raised Planter, Walls / Fences, With Rocks

ATTRACTS WILDLIFE

n/a

Leucophyllum candidum | Violet Silverleaf



PLANT TYPE

Shrub

HEIGHT

3 ft.

WIDTH

3 ft.

SUN

Full

WATER

Low

SOIL

Sandy, Clay, Loam, Rocky

DESCRIPTION

Evergreen shrub grows at a moderate rate to 3' x 3'. Silvery leaves provide striking backdrop to deep violet flowers. Silvery leaves also contrast well with other green plants in the landscape. Flowers appear summer to fall following rains. Accepts reflected sun. Native to the Chihuahuan Desert.



LEAF SEASON

Evergreen

LEAF COLOR

Silver

FLOWER COLOR

Violet

FLOWER SEASON

Summer, Fall, Intermittent

FRUIT SEASON

n/a

FRUIT TYPE

n/a

HABIT

Round

DESIGN STYLES

Wild Garden

LOCATION USES

Entry, Perennial Border, Foundation, Parking Strip, Patio, Raised Planter, Swimming Pool, Walkways, With Rocks

ATTRACTS WILDLIFE

Butterflies

Loropetalum chinense 'Purple Diamond' | Purple Diamond Fringe Flower



PLANT TYPE

Shrub

HEIGHT

3-4 ft.

WIDTH

4 ft.

SUN

Half, Shade

WATER

Medium

SOIL

Loam

DESCRIPTION

Purple Diamond combines colorful flowers with year-round deep purple foliage. Purple Diamond holds its purple color better than others, and stays compact. Useful as an accent shrub in borders and containers, a foundation plant, low hedge, or in mass plantings.



LEAF SEASON

Evergreen

LEAF COLOR

Purple

FLOWER COLOR

Red

FLOWER SEASON

Spring, Summer

FRUIT SEASON

n/a

FRUIT TYPE

n/a



HABIT

Arching, Broad

DESIGN STYLES

Japanese, Mediterranean, Seascapes, Woodland

LOCATION USES

Foundation, Patio, Raised Planter

ATTRACTS WILDLIFE

Butterflies

Loropetalum chinense 'Monraz' | Razzleberri® Fringe Flower



PLANT TYPE

Shrub

HEIGHT

4-6 ft.

WIDTH

5-6 ft.

SUN

Half, Shade

WATER

Medium

SOIL

Loam

DESCRIPTION

An exciting plant with vibrant, multi-season interest! Clusters of raspberry red, fringed flowers appear throughout the year. Showy new growth is burgundy tinged, maturing to olive green. Use as a colorful specimen or accent in borders and containers. Evergreen.



LEAF SEASON

Evergreen

LEAF COLOR

Red

FLOWER COLOR

Red

FLOWER SEASON

Spring, Summer

FRUIT SEASON

n/a

FRUIT TYPE

n/a

HABIT

Arching, Broad

DESIGN STYLES

Japanese, Woodland

LOCATION USES

Foundation, Patio, Raised Planter

ATTRACTS WILDLIFE

n/a

Mahonia 'Soft Caress'



Photography by Sunset Western Garden Collection

DESCRIPTION*

The dwarf Oregon-grape is an evergreen shrub that grows to 3 ft. tall and equally wide. Soft Caress has everything we love about Mahonia, without the pesky thorns! Compact enough to use in containers, yet large enough for foundation plantings or borders, these tough plants provide fabulous texture to the shade garden. It has holly-like green and bronzy leaves, yellow flowers, and purple berries. This plant takes sun or shade and spreads from underground stems.

*Description by Sunset Collection

General



TYPE

Shrub



SEASON

Evergreen



HEIGHT

3 ft.



WIDTH

3 ft.

Flower / Leaf



FLOWER COLOR

Yellow



FLOWER SEASON

Spring



LEAF COLOR

Bronze, Dark Green



LEAF CHARACTER

Compound, Glossy

Sun / Water / Soil



SUN

Full, Half, Shade



WATER

Very Low, Low, Extra in Summer



SOIL TYPE

Loam



GROWTH RATE

Moderate

Nandina domestica 'Compacta' multiple colors | Heavenly Bamboo, Compact Nandina



PLANT TYPE

Shrub

HEIGHT

4.5 ft.

WIDTH

3 ft.

SUN

Full, Half

WATER

Medium, Extra in Summer

SOIL

Loam

DESCRIPTION

The dwarf heavenly bamboo is an evergreen shrub that grows 4'-5' tall and 3' wide. It has green and bronze foliage that turns red in the winter. Red berries appear in fall and winter. It is resistant to oak root fungus and hardy to 10 degrees F. Small white flowers appear in spring. It prefers full to part sun with a moderate amount of watering, more during hot summer areas. It is deer resistant and looks great in woodland theme gardens.



LEAF SEASON

Evergreen

LEAF COLOR

Bronze, Green, Red

FLOWER COLOR

White

FLOWER SEASON

Summer

FRUIT SEASON

Winter, Fall

FRUIT TYPE

Berry



HABIT

Upright, Vase

DESIGN STYLES

Japanese, Meadow, Seascapes, Tropical, Woodland

LOCATION USES

Entry, Shrub Border, Patio, Parking Lot, Raised Planter, Walkways, With Rocks

ATTRACTS WILDLIFE

n/a

Nandina domestica 'Sienna Sunrise' | Sienna Sunrise Heavenly Bamboo



PLANT TYPE

Shrub

HEIGHT

3-4 ft.

WIDTH

2 ft.

SUN

Full, Half, Shade

WATER

Low

SOIL

Sandy, Loam

DESCRIPTION

Sienna Sunrise Heavenly Bamboo is a small shrub that is great for accenting because of its unusual red colored foliage.



LEAF SEASON

Evergreen

LEAF COLOR

Dark Green, Yellow Green, Red

FLOWER COLOR

White

FLOWER SEASON

Summer

FRUIT SEASON

Winter, Fall

FRUIT TYPE

n/a



HABIT

Mound

DESIGN STYLES

Formal, Japanese, Meadow, Mediterranean, Ranch, Seascape, Spanish, Woodland

LOCATION USES

Entry, Perennial Border, Shrub Border, Foundation, Parking Strip, Patio, Park, Parking Lot, Raised Planter, Swimming Pool, Walls / Fences, Walkways, With Rocks

ATTRACTS WILDLIFE

n/a

Olea europaea 'Montra' | Little Olive



PLANT TYPE

Shrub

HEIGHT

6-8 ft.

WIDTH

4-5 ft.

SUN

Full, Half

WATER

Very Low

SOIL

Sandy, Clay, Loam, Rocky, Unparticular

DESCRIPTION

This evergreen shrub will grow to 8' tall and wide. It doesn't produce any fruit. It will do well in hot dry areas but can also survive in coastal areas. It has a compact round habit making it great for borders. It can be used for bonsai. It prefers well draining soil and is drought tolerant once it's established.



LEAF SEASON

Evergreen

LEAF COLOR

Blue Green, Grey Green

FLOWER COLOR

n/a

FLOWER SEASON

n/a

FRUIT SEASON

n/a

FRUIT TYPE

n/a



HABIT

Mound

DESIGN STYLES

Formal, Mediterranean, Ranch, Seascapes, Spanish

LOCATION USES

Background, Indoor, Patio, With Rocks

ATTRACTS WILDLIFE

n/a

Phormium 'Amazing Red' | Amazing Red N.Z. Flax



PLANT TYPE

Shrub

HEIGHT

2 ft.

WIDTH

1-2 ft.

SUN

Full, Half, Shade

WATER

Low

SOIL

Sandy, Clay, Rocky, Unparticular

LEAF SEASON

Evergreen

LEAF COLOR

Bronze, Red

FLOWER COLOR

n/a

FLOWER SEASON

n/a

FRUIT SEASON

n/a

FRUIT TYPE

n/a

HABIT

Upright, Vase

DESIGN STYLES

Mediterranean, Ranch, Seascape, Spanish, Tropical, Woodland

LOCATION USES

Entry, Perennial Border, Foundation, Raised Planter, Walls / Fences, Walkways, With Rocks

ATTRACTS WILDLIFE

n/a

DESCRIPTION

Phormium 'Amazing Red' is an evergreen perennial. This plant has many swordlike, stiffly vertical leaves in a fan pattern, reaching 2' tall. Leaves are reddish brown. Flowers are insignificant and bloom infrequently. It does better with occasional watering once it's established.

Phormium cookianum 'Flamingo' | Mountain Flax, New Zealand Flax



PLANT TYPE

Shrub

HEIGHT

2 ft.

WIDTH

2 ft.

SUN

Full, Half

WATER

Low, Medium

SOIL

Unparticular

DESCRIPTION

LEAF SEASON

Evergreen

LEAF COLOR

Light Green, Orange, Red, Yellow, Variegated

FLOWER COLOR

n/a

FLOWER SEASON

n/a

FRUIT SEASON

n/a

FRUIT TYPE

n/a

HABIT

Arching

DESIGN STYLES

Mediterranean, Ranch, Seascapes, Spanish, Tropical, Woodland

LOCATION USES

Entry, Perennial Border, Patio, Raised Planter, Walkways, With Rocks

ATTRACTS WILDLIFE

n/a

'Flamingo' is a smaller variety of Phormium that grows 2' tall and wide. Lance-shaped leaves, 1.5" wide, gracefully arch at tips. Foliage can be orange, rose, light green and yellow. It can tolerate full sun and dry conditions at the beach but needs more moisture in inland valleys and afternoon shade. Leaf color tends to revert to bronze color in time but cool weather will intensify color. This is a great plant in a container. 'Flamingo' rarely flowers.

Phormium 'Rainbow Sunrise' | Rainbow Sunrise Flax



PLANT TYPE

Shrub

HEIGHT

3 ft.

WIDTH

3 ft.

SUN

Full, Half

WATER

Medium

SOIL

Sandy, Clay, Loam, Rocky, Unparticular

DESCRIPTION

Rainbow Sunrise Flax is a perfect accent plant. It has fabulous colors of peach, pink and green on this compact grower. It is very colorful and perfect structure for containers.

LEAF SEASON

Evergreen

LEAF COLOR

Green, Pink, Red, Variegated

FLOWER COLOR

n/a

FLOWER SEASON

n/a

FRUIT SEASON

n/a

FRUIT TYPE

n/a

HABIT

Vase

DESIGN STYLES

Mediterranean, Ranch, Seascape, Spanish, Tropical, Woodland

LOCATION USES

Shrub Border, Foundation, With Rocks

ATTRACTS WILDLIFE

n/a

Phormium 'Yellow Wave' | Yellow Wave Flax



PLANT TYPE
Shrub

HEIGHT
3 ft.

WIDTH
3 ft.

SUN
Full, Half

WATER
Medium

SOIL
Sandy, Clay, Loam, Rocky, Unparticular

DESCRIPTION
This evergreen perennial is 3' high with arching, yellow green variegated foliage.



LEAF SEASON
Evergreen

LEAF COLOR
Light Green, Yellow, Variegated

FLOWER COLOR
n/a

FLOWER SEASON
n/a

FRUIT SEASON
n/a

FRUIT TYPE
n/a




HABIT
Vase

DESIGN STYLES
Mediterranean, Ranch, Seascapes, Spanish, Tropical

LOCATION USES
Shrub Border, With Rocks

ATTRACTS WILDLIFE
n/a

Pittosporum tenuifolium 'Golf Ball' | Golf Ball Kohuhu



PLANT TYPE

Shrub

HEIGHT

3-4 ft.

WIDTH

3-4 ft.

SUN

Full, Half, Shade

WATER


Very Low, Low

SOIL

Sandy, Loam

DESCRIPTION

Pittosporum Golf Ball is a dense, formal, low-maintenance plant that is wonderful for containers or as a low hedge in place of a boxwood. It is an excellent choice to line a walkway or surround a rose or perennial garden space.



LEAF SEASON

Evergreen

LEAF COLOR

Light Green

FLOWER COLOR

n/a

FLOWER SEASON

n/a

FRUIT SEASON

n/a

FRUIT TYPE

n/a



HABIT

Broad

DESIGN STYLES

English Cottage, Formal, Japanese, Ranch, Seascapes

LOCATION USES

Perennial Border, Shrub Border, Foundation, Patio

ATTRACTS WILDLIFE

n/a

Pittosporum tobira 'Creme de Mint' | Creme de Mint Dwarf Mock Orange



PLANT TYPE

Shrub

HEIGHT

2-3 ft.

WIDTH

2-3 ft.

SUN

Full, Half

WATER

Medium, Extra in Summer

SOIL

Unparticular

DESCRIPTION

This reliable shrub slowly reaches 2'-2.5' tall and wide with a compact, dense rounded habit. Evergreen leaves are mint green with cream colored margins, somewhat rounded. Plant in full to part sun and water regularly, more during hot days. White flowers bloom in the spring but this plant is primarily grown for the foliage. Give afternoon shade in warm inland valleys. Great plant near the swimming pool and in coastal areas.



LEAF SEASON

Evergreen

LEAF COLOR

Light Green, White, Variegated

FLOWER COLOR

White

FLOWER SEASON

Spring

FRUIT SEASON

n/a

FRUIT TYPE

n/a

HABIT

Round

DESIGN STYLES

Formal, Meadow, Seascapes, Woodland

LOCATION USES

Entry, Shrub Border, Patio, Raised Planter, Swimming Pool, Walkways, With Rocks

ATTRACTS WILDLIFE

n/a

Pittosporum tobira 'Variegata' | Variegated Tobira



PLANT TYPE

Shrub

HEIGHT

4-5 ft.

WIDTH

4-5 ft.

SUN

Full, Half, Shade

WATER

Medium

SOIL

Sandy, Clay, Loam, Rocky, Unparticular

DESCRIPTION

This variegated evergreen shrub or small tree has creamy margins on its gray green leaves. In spring, clusters of small, cream-colored flowers appear with the fragrance of orange blossoms. Variegated Tobira is often used to brighten shaded areas.



LEAF SEASON

Evergreen

LEAF COLOR

Grey Green, White, Variegated

FLOWER COLOR

White

FLOWER SEASON

Spring

FRUIT SEASON

Fall

FRUIT TYPE

Nut / Nutlet



HABIT

Broad, Irregular, Round

DESIGN STYLES

English Cottage, Japanese, Mediterranean, Ranch, Seascapes, Spanish, Woodland

LOCATION USES

Background, Shrub Border, Foundation, Patio, Swimming Pool, Walls / Fences, Walkways

ATTRACTS WILDLIFE

n/a

Pittosporum tobira 'Wheeler's Dwarf' | Wheeler's Dwarf Pittosporum



PLANT TYPE

Shrub

HEIGHT

2-3 ft.

WIDTH

4-5 ft.

SUN

Full, Half

WATER

Very Low, Extra in Summer

SOIL

Unparticular

DESCRIPTION

This handsome dwarf form of the *Pittosporum tobira* grows into a low, dense mound, 2'-3' tall and 4'-5' wide. This shrub is covered with glossy, evergreen foliage. Small, fragrant, white flowers cover this shrub in spring. It prefers full to part sun and is drought tolerant once its established. Give extra water in summer. Wheeler's Dwarf is dependable and easy to grow. Prune in winter to keep shape.



LEAF SEASON

Evergreen

LEAF COLOR

Green, Yellow Green

FLOWER COLOR

White

FLOWER SEASON

Spring

FRUIT SEASON

n/a

FRUIT TYPE

n/a

HABIT

Mound

DESIGN STYLES

English Cottage, Formal, Japanese, Meadow, Seascape, Woodland

LOCATION USES

Entry, Foundation, Parking Strip, Patio, Park, Parking Lot, Raised Planter, Swimming Pool, With Rocks

ATTRACTS WILDLIFE

n/a

Rhaphiolepis indica 'Clara' | White Indian Hawthorn



PLANT TYPE

Shrub

HEIGHT

5 ft.

WIDTH

5 ft.

SUN

Full, Half

WATER

Very Low

SOIL

Unparticular

DESCRIPTION

Rhaphiolepis 'Clara'™ forms a tidy 5' tall and wide rounded shrub that bears numerous flowers in the spring. The flower buds are pink but turn to white much like the leaves emerge red but fade to dark green with age. The pointed leaves are finely serrated and 1½-3 inches long. Native to China, it soaks up sunshine but will be fine in partial shade too. Considered drought tolerant, it will do very well with moderate to light water, depending on exposure and climate. With the flowers come bees and with the fall berries come birds.



LEAF SEASON

Evergreen

LEAF COLOR

Dark Green

FLOWER COLOR

White

FLOWER SEASON

Spring

FRUIT SEASON

n/a

FRUIT TYPE

n/a



HABIT

Mound

DESIGN STYLES

Formal, Meadow, Mediterranean, Ranch, Seascape, Spanish, Woodland

LOCATION USES

Shrub Border, Foundation, Patio, Park

ATTRACTS WILDLIFE

n/a

Rhaphiolepis indica 'Pink Lady' | Pink Lady Rhaph or Indian Hawthorn



PLANT TYPE

Shrub

HEIGHT

4-6 ft.

WIDTH

4-6 ft.

SUN

Full, Half

WATER

Very Low

SOIL

Unparticular

DESCRIPTION

This shrub will quickly grow 4'-6' tall and wide with dark green, thick foliage. It produces clusters of pink flowers that bloom in spring and clusters of black fruit in the fall. It prefers full to part sun with well draining, rich soil. 'Pink Lady' is adaptable to coastal areas as well as warm inland valleys. It is drought tolerant once it's established.



LEAF SEASON

Evergreen

LEAF COLOR

Dark Green

FLOWER COLOR

Pink

FLOWER SEASON

Spring

FRUIT SEASON

n/a

FRUIT TYPE

n/a



HABIT

Mound

DESIGN STYLES

Formal, Meadow, Mediterranean, Ranch, Seascapes, Spanish, Woodland

LOCATION USES

Shrub Border, Foundation, Patio, Park

ATTRACTS WILDLIFE

n/a

Rhaphiolepis 'Majestic Beauty' | Majestic Beauty Indian Hawthorne



PLANT TYPE

Shrub

HEIGHT

15 ft.

WIDTH

10 ft.

SUN

Full, Half

WATER

Low

SOIL

Sandy, Clay, Loam, Rocky, Unparticular

DESCRIPTION

Easy-to-grow evergreen shrub produces huge clusters of fragrant, pearl-pink flowers. Perfect for planting along driveways and parking medians where reflected heat is an issue. Useful as a background shrub, screen or small tree with single or multiple trunks. -Monrovia Nursery



LEAF SEASON

Evergreen

LEAF COLOR

Dark Green

FLOWER COLOR

Pink

FLOWER SEASON

Winter, Spring, Fall

FRUIT SEASON

n/a

FRUIT TYPE

n/a

HABIT

Mound

DESIGN STYLES

Formal, Meadow, Mediterranean, Ranch, Spanish, Woodland

LOCATION USES

Entry, Foundation, Parking Strip, Patio

ATTRACTS WILDLIFE

Birds

Salvia / Sage – multiple varieties



Salvia greggi



Salvia – Leucantha - Mexican Sage



TYPE

Shrub



HEIGHT

3-4 ft.



SEASON

Evergreen



WIDTH

3-4 ft.

Flower / Leaf



FLOWER COLOR

Purple



FLOWER SEASON

Summer, Fall



LEAF COLOR

Grey Green



LEAF CHARACTER

Sun / Water / Soil



SUN

Full, Half



WATER

Low



SOIL TYPE

Sandy, Clay, Loam, Rocky,
Unparticular



GROWTH RATE

Moderate

DESCRIPTION*

The Mexican Sage is a bushy shrub that grows 3'-4' tall and wide. It has hairy white stems, grey-green leaves and velvet-like purple flower spikes that bloom summer through fall. This shrub tolerates sun, light shade, little water, and is hardy to 15 degrees F. The Mexican Sage attracts hummingbirds. Be careful not to overwater. -Cornflower Farms

*Description by Jerry Sortomme

Strelitzia reginae | Dwarf Bird of Paradise -- NO GIANT VARIETIES



PLANT TYPE

Shrub

HEIGHT

6 ft.

WIDTH

4-5 ft.

SUN

Full, Half

WATER

Low, Medium

SOIL

Loam

DESCRIPTION

This shrub will grow to 6' tall and has large, gray green fronds with orange, blue, white, or multi-colored flowers that bloom throughout the year.



LEAF SEASON

Evergreen

LEAF COLOR

Grey Green

FLOWER COLOR

Orange, Multi-Colored

FLOWER SEASON

Winter, Spring, Summer, Fall, Intermittent

FRUIT SEASON

n/a

FRUIT TYPE

n/a



HABIT

Upright, Vase

DESIGN STYLES

Spanish, Tropical

LOCATION USES

Entry, Indoor, Patio, Swimming Pool, Walls / Fences

ATTRACTS WILDLIFE

n/a

Trachelospermum | Star Jasmine



Photography by PlantMaster, Cultivar413, Forest and Kim Starr

DESCRIPTION*

Star Jasmine is an evergreen vine that grows 20' tall or a ground cover that reaches 1'-2' tall and 4'-5' wide. It has white fragrant flowers in the summer and can tolerate sun or partial shade. The star jasmine needs regular watering. Leaves are dark green, oval, thick, about 2" long. This is a great plant on a trellis, in containers or in a parking strip. Another name: Maile Haole

**Description by Jerry Sortomme Editor*



TYPE

Ground cover, Vine



SEASON

Evergreen



HEIGHT

1-10 ft.



WIDTH

2-6 ft.

Flower / Leaf



FLOWER COLOR

White



FLOWER SEASON

Summer



LEAF COLOR

Dark Green



LEAF CHARACTER

Simple, Glossy, Fleshy

Sun / Water / Soil



SUN

Full, Half, Shade



WATER

Low, Medium



SOIL TYPE

Unparticular



GROWTH RATE

Moderate, Slow

Westringia 'Blue Gem'



Photography by [PlantMaster](#)

DESCRIPTION*

This evergreen shrub will grow 3'-6' high and 6'-8' wide and has lavender flowers that bloom from winter through spring. It is drought tolerant and does well in full sun or partial shade. A more compact and showier selection that produces masses of luminous bluish purple flowers in spring and often lightly year-round. Perfect in tough spots; performs in sun, harsh inland heat or rugged coastal exposures, with minimal watering or care. Great in natural form, or shear into a low formal hedge. Evergreen.

*Description by Jerry Sortomme Editor

General



TYPE

Shrub



SEASON

Evergreen



HEIGHT

3-6 ft.



WIDTH

6-8 ft.

Flower / Leaf



FLOWER COLOR

Lavender



FLOWER SEASON

Winter, Spring



LEAF COLOR

Grey Green



LEAF CHARACTER

Simple

Sun / Water / Soil



SUN

Full



WATER

Very Low



SOIL TYPE

Sandy, Clay, Loam, Rocky,
Unparticular



GROWTH RATE

Fast

Westringia fruticosa 'Low Horizon' | Low Horizon Mundi Rosemary



PLANT TYPE

Shrub

HEIGHT

1 ft.

WIDTH

3-4 ft.

SUN

Full

WATER

Very Low

SOIL

Unparticular

DESCRIPTION

Low Horizon™ *Westringia* has much shorter internodes and a fat habit, making it the lowest maintenance ground cover *Westringia*. Testing in Canberra for cold tolerance shows it handles frost and cold well. It has performed very well in Sydney, handling its humidity. The next step is to test it in Queensland and find out its wet feet tolerance. Pruning occasionally makes this plant even tighter in appearance.



LEAF SEASON

Evergreen

LEAF COLOR

Grey Green

FLOWER COLOR

White

FLOWER SEASON

Spring

FRUIT SEASON

n/a

FRUIT TYPE

n/a



HABIT

Upright

DESIGN STYLES

Mediterranean, Ranch, Seascapes, Spanish

LOCATION USES

Perennial Border, Shrub Border, Foundation, Patio, Park, Parking Lot, Raised Planter, Swimming Pool, With Rocks

ATTRACTS WILDLIFE

n/a

Westringia fruticosa 'Morning Light' | Morning Light Coast Rosemary



PLANT TYPE

Shrub

HEIGHT

3 ft.

WIDTH

3 ft.

SUN

Full, Half

WATER

Medium

SOIL

Sandy, Clay, Loam, Rocky, Unparticular

DESCRIPTION

A small evergreen shrub that grows 3' tall and wide. It has white edged leaves and small white flowers that bloom in the spring. It is very drought tolerant.



LEAF SEASON

Evergreen

LEAF COLOR

Green, White, Yellow, Variegated

FLOWER COLOR

White

FLOWER SEASON

Intermittent

FRUIT SEASON

n/a

FRUIT TYPE

n/a



HABIT

Round

DESIGN STYLES

English Cottage, Mediterranean, Ranch

LOCATION USES

Shrub Border, Parking Strip, Park, Parking Lot, Raised Planter, Swimming Pool, With Rocks

ATTRACTS WILDLIFE

n/a

Westringia fruticosa 'Mundi' | Mundi Rosemary



PLANT TYPE

Shrub

HEIGHT

1-2 ft.

WIDTH

4-6 ft.

SUN

Full

WATER

Very Low

SOIL

Unparticular

DESCRIPTION

A great groundcover form of coastal rosemary. Used as a specimen or in mass, Mundi is great for tough roadsides and residential gardens alike. Best suited to Zones 9-11 in arid climates although Mundi continues to show potential for low water gardens in humid regions. It's super short height and infrequent pruning requirement distinguish Mundi from other Westringia currently on the market. Coastal rosemary, so named for its rosemary-like leaves, is a drought and salt tolerant shrub that works well in coastal plantings. Some Westringia varieties, including Mundi, are also proving to be adapt to humid, subtropical climates of the southeastern US. So while Westringia are best suited to Mediterranean climates.



LEAF SEASON

Evergreen

LEAF COLOR

Grey Green

FLOWER COLOR

White

FLOWER SEASON

Spring

FRUIT SEASON

n/a

FRUIT TYPE

n/a



HABIT

Upright

DESIGN STYLES

Mediterranean, Ranch, Seascapes, Spanish


LOCATION USES

Perennial Border, Shrub Border, Foundation, Patio, Park, Parking Lot, Raised Planter, Swimming Pool, With Rocks

ATTRACTS WILDLIFE

n/a

Xylosma congestum compacta | Shiny Xylosma



TYPE

Shrub



SEASON

Evergreen



HEIGHT

10-12 ft.



WIDTH

10-12 ft.

Flower / Leaf



FLOWER COLOR

n/a



FLOWER SEASON

n/a



LEAF COLOR

Yellow Green, Red



LEAF CHARACTER

Glossy

Sun / Water / Soil



SUN

Full, Half



WATER

Low, Medium



SOIL TYPE

Sandy, Clay, Loam, Rocky,
Unparticular



GROWTH RATE

Moderate

ADDITIONAL NAMES

Xylosma senticosum

DESCRIPTION*

This medium-sized, mounding evergreen shrub with lustrous yellow-green foliage produces new growth that is tinted rosy-red. It has a growth habit that is loose, graceful and spreading.

**Description by Jerry Sortomme Editor*

Succulents

Agave | Blue Glow Multiple varieties



TYPE

Succulent



SEASON

Evergreen



HEIGHT

1-2 ft.



WIDTH

1-2 ft.

Flower / Leaf



FLOWER COLOR

n/a



FLOWER SEASON

n/a



LEAF COLOR

Blue Green, Red, Yellow,
Variegated



LEAF CHARACTER

Fleshy, Broad

Sun / Water / Soil



SUN

Full, Half



WATER

Very Low



SOIL TYPE

Sandy, Rocky



GROWTH RATE

Moderate

DESCRIPTION*

This beautiful succulent slowly reaches 2' tall and 3' wide. Leaves are thick, blue green, 18" long, 2.5" wide, with red and yellow margins. The tip of the leaf has a red spine. It tolerates full sun although it needs shade in low desert areas. It needs well draining soil. Sap from plant irritates some people's skin. It is drought tolerant once it's established.

**Description by PlantMaster*

NOTES

Frost tolerant to 25 F.

Also try Agave desmettiana 'variegata' and Agave angustifolia.

Aloe rudikoppe | Little Gem Aloe



PLANT TYPE

Succulent

HEIGHT

1-2 ft.

WIDTH

2-3 ft.

SUN

Full

WATER

Very Low

SOIL

Sandy, Clay, Loam, Rocky, Unparticular

DESCRIPTION

Perhaps the single most important introduction to "landscaping with succulents" in this decade! With red orange fowers like a compact Knipho a, and beautiful, low growing, lush green triangular leaves, it thrives in full sun, or complete north exposure shade. It tolerates water conditions from substantial regular garden watering to very dry conditions. Unlike most Aloe species that just bloom for a very short time, usually between late winter and early spring, 'Little Gem' blooms ALL YEAR ROUND on the California coastal plain. Arizona and low desert locations will see this species stop blooming during the hottest summer months.

LEAF SEASON

LEAF COLOR

Grey Green

FLOWER COLOR

Orange

FLOWER SEASON

Winter, Spring

FRUIT SEASON

n/a

FRUIT TYPE

n/a

DESIGN STYLES

Mediterranean, Seascape, Spanish, Tropical

LOCATION USES

Entry, Shrub Border, Foundation, Patio, Raised Planter, Walkways, With Rocks

ATTRACTS WILDLIFE

n/a

Crassula multicava 'Ruby Red'| Red Jade Carpet



PLANT TYPE
Ground cover

HEIGHT
1 ft.

WIDTH
2-3 ft.

SUN
Half

WATER
Low

SOIL
Sandy, Loam

DESCRIPTION

Luxurious, low growing succulent, with deep green, fat, round leaves making the perfect forest floor looking groundcover. Full sun coastal, but most importantly, one of the few effective plants for growing in troublesome dry shade, under oak trees, pines, and even eucalyptus. Likes regular garden watering, but can tolerate long periods of complete dryness. A fine mist of "baby's breath" pink flowers appears suspended above the foliage in winter and early spring. Frost tender.



LEAF SEASON
Evergreen

LEAF COLOR
Green, Pink, Variegated

FLOWER COLOR
Pink

FLOWER SEASON
Winter, Spring

FRUIT SEASON
n/a

FRUIT TYPE
n/a



HABIT
Round

DESIGN STYLES
Mediterranean, Ranch, Seascap

LOCATION USES
Entry, Swimming Pool, Walkways, With Rocks

ATTRACTS WILDLIFE
Pollinators, Bees, Butterflies

Crassula ovata 'Variegata' | Tricolor Plant



PLANT TYPE

Shrub

HEIGHT

2-3 ft.

WIDTH

2-3 ft.

SUN

Half

WATER

Low

SOIL

Sandy, Loam

DESCRIPTION

Crassula ovata 'Variegata' commonly known as Tricolor Jade has soft green and cream variegations with a blush on the edges make this crassula an interesting contrast in the landscape. Fairly slow growing to 2'-3' tall by 2'-3' wide. Full sun to partial shade; frost tender. Also, water-wise. Excellent bonsai subject.



LEAF SEASON

Evergreen

LEAF COLOR

Green, Red, Yellow, Variegated

FLOWER COLOR

White

FLOWER SEASON


Winter, Spring

FRUIT SEASON

n/a

FRUIT TYPE

n/a



HABIT

Round

DESIGN STYLES

Mediterranean, Ranch, Seascap

LOCATION USES

Entry, Swimming Pool, Walkways, With Rocks

ATTRACTS WILDLIFE

Pollinators, Bees, Butterflies

Crassula Ripple Jade | Ripple Jade



General



TYPE

Succulent



SEASON



HEIGHT

2-3 ft.



WIDTH

2-3 ft.

Flower / Leaf



FLOWER COLOR

n/a



FLOWER SEASON

Spring



LEAF COLOR

Green



LEAF CHARACTER

Sun / Water / Soil



SUN

Full, Half



WATER

Low



SOIL TYPE

Sandy, Loam, Rocky



GROWTH RATE

Slow

DESCRIPTION*

Of course, one of the predominant landscape plant needs is a domesticated, just-the-right-size, medium to low shrub. In the past, Pittosporum, (especially Wheeler's Dwarf) and Raphiolepis filled this need, but they are not sufficiently drought tolerant. As they age, they get woody. In fact, rats love to gnaw on the stems and branches of some of these! Probably one of the number one, new generation shrubs for our thirsty gardens, will be 'Ripple Jade!'™ It is very drought tolerant when established, the perfect size (2'-3' round), takes sun or part shade, develops no woody stems, is easily pruned and shaped, and rats and rabbits don't like them. It is cold hardy down to the low 20's, and the leaves are all twisty and cool! You just want to reach in and scruff them like on a kid's head. Full Name: *Crassula arborescens undulatifolia* 'Ripple Jade'™ -Water Wise Botanicals

**Description by Water Wise Botanicals*

Echeveria | Multiple varieties



TYPE

Succulent



SEASON

Evergreen



HEIGHT

0.5 ft.



WIDTH

0.25 ft.

Flower / Leaf



FLOWER COLOR

Pink, Yellow



FLOWER SEASON

Summer



LEAF COLOR

Pink, Variegated



LEAF CHARACTER

Fleshy

Sun / Water / Soil



SUN

Full, Half



WATER

Low



SOIL TYPE

Sandy, Loam, Rocky



GROWTH RATE

Slow

Hesparaloe / Red Yucca



TYPE

Succulent



SEASON

Evergreen



HEIGHT

3-4 ft.



WIDTH

3-4 ft.

Flower / Leaf



FLOWER COLOR

Pink, Red



FLOWER SEASON

Summer



LEAF COLOR

Blue Green, White



LEAF CHARACTER

Strapleaf, Grass-like, Hairy,
Narrow

Sun / Water / Soil



SUN

Full



WATER

Very Low, Extra in Summer



SOIL TYPE

Sandy, Clay, Loam, Rocky,
Unparticular



GROWTH RATE

Moderate

DESCRIPTION*

This spectacular succulent grows to 3'-4' tall and wide. Blue green leaves are strap-like, leathery, long, with white fraying fibers on the edges. During the summer, dark pink flowers are seen on red flower arching stalks. Hummingbirds love these flowers. This evergreen plant is drought tolerant once it's established but will appreciate extra water during the summer to promote blooms. Plant in full sun or light shade, with well draining soil. Deer like the foliage. This plant looks great in pots.

**Description by Jerry Sortomme Editor*

Kalanchoe bracteata | Silver Teaspoons



TYPE

Succulent



SEASON

Evergreen



HEIGHT

4 ft.



WIDTH

2-4 ft.

Flower / Leaf



FLOWER COLOR

White



FLOWER SEASON

Constant



LEAF COLOR

Grey Green



LEAF CHARACTER

Glossy, Leathery

Sun / Water / Soil



SUN

Half, Shade



WATER

Medium, Extra in Summer



SOIL TYPE

Sandy, Loam



GROWTH RATE

Slow

DESCRIPTION*

Kalanchoe bracteata is a small compact shrubby succulent plant, up to 4 feet (1.2 m). The ovate leaves are up to 2 inches (5 cm) long, with a slight point at the tip and short petioles. Typical *K. bracteata* has a silvery pubescence, there are varieties with smooth leaves. *Kalanchoe orgyalis* and *K. bracteata* are similar looking and sometimes mistaken for each others. They are distinguished by their flowers, but the pubescence of *K. bracteata* can be identified with its 3 angled, two lobed hairs. *Kalanchoe hildebrandtii* is another close species that can be distinguished by stalkless leaves and small white flowers.

**Description by PlantMaster*

Kalanchoe flammea | Kalanchoe of Somalia



TYPE

Succulent



SEASON

Evergreen



HEIGHT

1-1.5 ft.



WIDTH

2 ft.

Flower / Leaf



FLOWER COLOR

Orange



FLOWER SEASON

Winter, Spring, Constant



LEAF COLOR

Green, Dark Green



LEAF CHARACTER

Glossy, Leathery

Sun / Water / Soil



SUN

Half, Shade



WATER

Medium, Extra in Summer



SOIL TYPE

Sandy, Loam



GROWTH RATE

Slow

ADDITIONAL NAMES

Kalanchoe alternans

DESCRIPTION*

This succulent sub-shrub is lightly branched and grows 12"-16" tall. It has fleshy, gray green, 2.5" long leaves and many-flowered clusters of orange red or yellow flowers in late winter and spring.

**Description by PlantMaster*

Kalanchoe pumila | Pumila Kalanchoe



Photography by PlantMaster

DESCRIPTION*

This succulent maintains a low prostrate perhaps mounded form. The leaves are small and compact with a blue green sheen. The flowers are violet and provide a fascinating contrast with the foliage. A real show stopper set of colors.

**Description by PlantMaster*



TYPE

Succulent



SEASON

Evergreen



HEIGHT

1 ft.



WIDTH

3 ft.

Flower / Leaf



FLOWER COLOR

Violet



FLOWER SEASON

Winter, Spring, Intermittent, Constant



LEAF COLOR

Blue Green



LEAF CHARACTER

Glossy, Leathery

Sun / Water / Soil



SUN

Half, Shade



WATER

Low, Extra in Summer



SOIL TYPE


Sandy, Loam



GROWTH RATE

Slow

Senecio | Multiple varieties



DESCRIPTION*

Moderately fast-growing evergreen succulent to 12-18" tall x 3-4' wide. This attractive species forms a uniform-looking mound of long, narrow, upright-growing bluish-green foliage that makes a wonderful contrast to deeper-colored, broad-leaved shrubs or succulents. Adding further appeal to this popular species are the cream-colored flowers that appear from late-spring to early-summer. Great for beds, borders, or for use in mixed succulent plantings (ground or container).

Requires well-drained soil and little water once fully established, and thrives in a sun to light shade exposure. - Village Nurseries

*Description by Jerry Sortomme Editor



TYPE

Ground cover, Succulent



SEASON

Evergreen



HEIGHT

1-1.5 ft.



WIDTH

3-4 ft.

Flower / Leaf



FLOWER COLOR

White



FLOWER SEASON

Summer



LEAF COLOR

Blue Green



LEAF CHARACTER

Sun / Water / Soil



SUN

Full, Half, Shade



WATER

Low



SOIL TYPE

Sandy, Clay, Loam, Rocky,
Unparticular



GROWTH RATE

Moderate

Senecio Serpens | 'Punk Pickel'



Photography by [PlantMaster](#)

DESCRIPTION*

This succulent perennial will grow to about 1.5' tall and 2' wide. It has curved, bluish gray leaves that are about 3.5" long and very slender.

*Description by Jerry Sortomme Editor

General



TYPE

Ground cover, Succulent



SEASON



HEIGHT

0.2 ft.



WIDTH

1-2 ft.

Flower / Leaf



FLOWER COLOR

White



FLOWER SEASON

Summer, Fall



LEAF COLOR

Blue Green, Grey Green



LEAF CHARACTER

Sun / Water / Soil



SUN

Full, Half



WATER

Low



SOIL TYPE

Sandy, Clay, Loam, Rocky,
Unparticular



GROWTH RATE

Moderate

TALEGA GALLERY COMMUNITY ASSOCIATION
Landscape Committee
Talega Gallery Plant Palette - Alphabetical Plant List
June 27, 2025 v2

Total Plant Count: 97 distinct plants

A

- **Amazing Red N.Z. Flax** - *Phormium 'Amazing Red'* - Shrubs - Page 83
- **Baby Pete Dwarf Lily of the Nile** - *Agapanthus 'Baby Pete'* - Immediate Zone Palette/Perennials - Pages 3, 41

B

- **Bahia Hybrid Daylily** - *Hemerocallis Hybrid* - Immediate Zone Palette - Page 16
- **Bandana Lemon Zest Lantana** - *Lantana camara 'Bandana Lemon Zest'* - Shrubs - Page 71
- **Beach Evening Primrose** - *Camissonia cheiranthifolia* - Immediate Zone Palette/Perennials - Pages 7, 43
- **Berlandier's Sundrops** - *Calylophus berlandieri* - Immediate Zone Palette/Ground Cover - Pages 6, 31
- **Blue Glow Agave** - *Agave 'Blue Glow'* - Succulents - Page 102
- **Bottlebrush Little John** - *Callistemon x viminalis 'Little John'* - Shrubs - Page 59

C

- **Calistoga Dwarf Strawberry Tree** - *Arbutus compacta 'Calistoga'* - Shrubs - Page 54
- **Camellia Japonica** - *Camellia Japonica* - Shrubs - Page 60
- **Camellia Sasanquas** - *Camellia Sasanquas* - Shrubs - Page 61
- **Clarity Blue™ Dianella** - *Dianella 'Clarity Blue'* - Perennials - Page 46
- **Creme de Mint Dwarf Mock Orange** - *Pittosporum tobira 'Creme de Mint'* - Shrubs - Page 88

D

- **Dwarf Bird of Paradise** - *Strelitzia reginae* - Shrubs - Page 95
- **Dwarf Mat Rush** - *Lomandra longifolia 'Breeze'* - Grasses - Page 30
- **Dwarf Variegated Mirror Plant** - *Coprosma repens 'Marble Queen'* - Shrubs - Page 64
- **Dwarf Vinca or Periwinkle** - *Vinca minor* - Immediate Zone Palette/Ground Cover - Pages 25, 40
- **Dymondia, Rock Ditty** - *Dymondia margaretae* - Immediate Zone Palette/Ground Cover - Pages 11, 34

E

- **Echeveria** - *Echeveria* (Multiple varieties) - Immediate Zone Palette/Succulents - Pages 12, 107

F

- **Fan Flower** - *Scaevola aemula* - Immediate Zone Palette - Page 20
- **Festival Raspberry Cordyline** - *Cordyline 'Festival Raspberry'* - Shrubs - Page 67
- **Firestorm Lantana** - *Lantana camara 'Firestorm'* - Shrubs - Page 72

G

- **Gold Splash Mirror Plant** - *Coprosma repens 'Taupata Gold'* - Shrubs - Page 66
- **Golf Ball Kohuhu** - *Pittosporum tenuifolium 'Golf Ball'* - Shrubs - Page 87
- **Grassland Sedge** - *Carex divulsa* - Grasses - Page 27
- **Green Carpet Natal Plum** - *Carissa macrocarpa 'Green Carpet'* - Shrubs - Page 62
- **Green Spire Euonymus** - *Euonymus japonica* - Shrubs - Page 68

H

- **Heavenly Bamboo, Compact Nandina** - *Nandina domestica 'Compacta'* - Shrubs - Page 80
- **Hesparaloe** - *Hesparaloe* - Succulents - Page 108
- **Huntington Carpet Rosemary** - *Rosmarinus 'Huntington Carpet'* - Ground Cover - Page 38

I

- **Ivy Geranium** - *Pelargonium Peltatum* - Immediate Zone Palette/Ground Cover - Pages 17, 37

K

- **Kalanchoe of Somalia** - *Kalanchoe flammea* - Immediate Zone Palette/Succulents - Pages 18, 110
- **Kaleidescope Pink Abelia** - *Abelia x grandiflora 'Kaleidescope'* - Shrubs - Page 53
- **Kangaroo Paw** - *Anigozanthos* - Immediate Zone Palette/Perennials - Pages 5, 42
- **Kreb's African Daisy** - *Gazania krebsiana* - Immediate Zone Palette/Ground Cover - Pages 14, 35

L

- **Lily Turf** - *Liriope* - Immediate Zone Palette/Perennials - Pages 19, 49
- **Little Gem Aloe** - *Aloe rudikoppe* - Immediate Zone Palette/Succulents - Pages 4, 103
- **Little Lucky Red Lantana** - *Lantana 'Little Lucky Red'* - Shrubs - Page 73
- **Little Olive** - *Olea europaea 'Montra'* - Shrubs - Page 82
- **Low Horizon Mundi Rosemary** - *Westringia fruticosa 'Low Horizon'* - Shrubs - Page 98
- **Lucky Stripe Lomandra** - *Lomandra hystrix 'Lucky Stripe'* - Grasses - Page 29
- **Lucky White Lantana** - *Lantana 'Lucky White'* - Shrubs - Page 74

M

- **Majestic Beauty Indian Hawthorne** - *Raphiolepis 'Majestic Beauty'* - Shrubs - Page 93
- **Mexican Abelia** - *Abelia floribunda* - Shrubs - Page 52
- **Mexican cigar plant** - *Cuphea ignea 'Matchless'* - Perennials - Page 45
- **Mexican Marigold** - *Tagetes lemmonii* - Perennials - Page 50
- **Morning Light Coast Rosemary** - *Westringia fruticosa 'Morning Light'* - Shrubs - Page 99
- **Mountain Flax, New Zealand Flax** - *Phormium cookianum 'Flamingo'* - Shrubs - Page 84
- **Mr. Goldstrike Aucuba** - *Aucuba japonica 'Mr. Goldstrike'* - Shrubs - Page 55
- **Mundi Rosemary** - *Westringia fruticosa 'Mundi'* - Shrubs - Page 100

N

- **Natal Lily** - *Clivia miniata* - Immediate Zone Palette/Perennials - Pages 8, 44

O

- **Ornamental strawberry** - *Fragaria chiloensis 'California'* - Immediate Zone Palette/Shrubs - Pages 13, 70

P

- **Pacific Sunset Mirror Plant** - *Coprosma repens 'Pacific Sunset'* - Shrubs - Page 65
- **Pink Cascade Butterfly Bush** - *Buddleia Pink Cascade* - Shrubs - Page 57
- **Pink Lady Gaura** - *Gaura lindheimeri 'Pink Lady'* - Perennials - Page 48
- **Pink Lady Rhaps or Indian Hawthorn** - *Raphiolepis indica 'Pink Lady'* - Shrubs - Page 92
- **Pink Powder Puff** - *Calliandra inaequilatera* - Shrubs - Page 58
- **Pumila Kalanchoe** - *Kalanchoe pumila* - Succulents - Page 111
- **Purple Diamond Fringe Flower** - *Loropetalum chinense 'Purple Diamond'* - Shrubs - Page 77
- **Purple Heart, Purple Queen** - *Tradescantia pallida 'Purpurea'* - Immediate Zone Palette/Ground Cover - Pages 23, 39

R

- **Rainbow Sunrise Flax** - *Phormium 'Rainbow Sunrise'* - Shrubs - Page 85
- **Razzleberri® Fringe Flower** - *Loropetalum chinense 'Monraz'* - Shrubs - Page 78
- **Red Jade Carpet** - *Crassula multica 'Ruby Red'* - Immediate Zone Palette/Ground Cover/Succulents - Pages 9, 32, 104
- **Red Yucca** - *Hesperaloe* - Succulents - Page 108
- **Ripple Jade** - *Crassula Ripple Jade* - Immediate Zone Palette/Ground Cover/Succulents - Pages 10, 33, 106

S

- **Safari Conebush** - *Leucadendron 'Safari Sunset'* - Shrubs - Page 75
- **Sage** - *Salvia* (Multiple varieties) - Shrubs - Page 94
- **Senecio** - *Senecio* (Multiple varieties) - Immediate Zone Palette/Succulents - Pages 21, 112
- **Shiny Xylosma** - *Xylosma congestum compacta* - Shrubs - Page 101
- **Shorty Mat Rush** - *Lomandra confertifolia 'Shorty'* - Grasses - Page 28
- **Shrub Daisy** - *Euryops* - Shrubs - Page 69
- **Sienna Sunrise Heavenly Bamboo** - *Nandina domestica 'Sienna Sunrise'* - Shrubs - Page 81

- **Silver Streak Flax Lily** - *Dianella tasmanica* 'Silver Streak' - Perennials - Page 47
- **Silver Teaspoons** - *Kalanchoe bracteata* - Succulents - Page 109
- **Society Garlic - Purpleicious®** - *Tulbaghia violacea* - Immediate Zone Palette/Perennials - Pages 24, 51
- **'Punk Pickel'** - *Senecio Serpens* - Immediate Zone Palette/Succulents - Pages 22, 113

T

- **Tricolor Plant** - *Crassula ovata* 'Variegata' - Succulents - Page 105
- **Tuttle Dwarf Natal Plum** - *Carissa macrocarpa* 'Tuttle' - Shrubs - Page 63

V

- **Variegated Tobira** - *Pittosporum tobira* 'Variegata' - Shrubs - Page 89
- **Violet Silverleaf** - *Leucophyllum candidum* - Shrubs - Page 76

W

- **Wheeler's Dwarf Pittosporum** - *Pittosporum tobira* 'Wheeler's Dwarf' - Shrubs - Page 90
- **White Indian Hawthorn** - *Raphiolepis indica* 'Clara' - Shrubs - Page 91
- **Westringia 'Blue Gem'** - *Westringia* 'Blue Gem' - Shrubs - Page 97

Y

- **Yellow Wave Flax** - *Phormium* 'Yellow Wave' - Shrubs - Page 86

Key Observations from the Plant Palette:

- Many plants appear in multiple categories (some are listed in both "Immediate Zone Palette" and their specific plant type category).
- The palette emphasizes drought-tolerant, Mediterranean-style plants suitable for coastal Southern California.
- Several plants are noted as particularly good for specific uses like "dwarf varieties," "trailing varieties," or plants that stay under 2 feet.